




General information about company	
Scrip code	520056
NSE Symbol	SUNCLAYLTD
MSEI Symbol	NOTLISTED
ISIN	INE105A01035
Name of the company	SUNDARAM-CLAYTON LIMITED
Whether company is SME	No
Class of Security	Equity Shares
Type of report	Quarterly
Quarter Ended / Half year ended/Date of Report (For Prelisting / Allotment)	11-02-2022
Date of allotment / extinguishment (in case Capital Restructuring selected) / Listing Date	
Shareholding pattern filed under	Regulation 31 (1) (b)
Whether the listed entity is Public Sector Undertaking (PSU)?	No




Sr. No.	Particular	Yes/No	Promoter and Promoter Group	Public shareholder	Non Promoter- Non Public
1	Whether the Listed Entity has issued any partly paid up shares?	No	No	No	No
2	Whether the Listed Entity has issued any Convertible Securities ?	No	No	No	No
3	Whether the Listed Entity has issued any Warrants ?	No	No	No	No
4	Whether the Listed Entity has any shares against which depository receipts are issued?	No	No	No	No
5	Whether the Listed Entity has any shares in locked-in?	No	No	No	No
6	Whether any shares held by promoters are pledge or otherwise encumbered?	Yes	Yes		
7	Whether company has equity shares with differential voting rights?	No	No	No	No
8	Whether the listed entity has any significant beneficial owner?	Yes			

**Table I - Summary Statement holding of specified securities**

**Note : Data will be automatically populated from shareholding pattern sheet - Data Entry Restricted in this sheet**

Category (I)	Category of shareholder (II)	Nos. Of shareholders (III)	No. of fully paid up equity shares held (IV)	No. Of Partly paid- up equity shares held (V)	No. Of shares underlying Depository Receipts (VI)	Total nos. shares held (VII) = (IV)+(V)+ (VI)
(A)	Promoter & Promoter Group	2	15064060			15064060
(B)	Public	19136	5168025			5168025
(C)	Non Promoter- Non Public					
(C1)	Shares underlying DRs					
(C2)	Shares held by Employee Trusts					
	<b>Total</b>	<b>19138</b>	<b>20232085</b>			<b>20232085</b>



**Table I - Summary Statement holding of specific**

**Note : Data will be automatically populated from**

Category y (I)	Category of shareholder (II)	Shareholding as a % of total no. of shares (calculated as per SCRR, 1957) (VIII) As a % of (A+B+C2)	Number of Voting Rights held in each class of securities (IX)			
			No of Voting (XIV) Rights			Total as a % of (A+B+C)
			Class eg: X	Class eg:y	Total	
(A)	Promoter & Promoter Group	74.46	1,50,64,060.00		15064060.00	74.46
(B)	Public	25.54	5168025.00		5168025.00	25.54
(C)	Non Promoter- Non Public					
(C1)	Shares underlying DRs					
(C2)	Shares held by Employee Trusts					
	Total	100	2032085.00		2032085.00	100.00






**Table I - Summary Statement holding of specific**

**Note : Data will be automatically populated from**


Category (I)	Category of shareholder (II)	No. Of Shares Underlying Outstanding convertible securities (X)	No. of Shares Underlying Outstanding Warrants (Xi)	No. Of Shares Underlying Outstanding convertible securities and No. Of Warrants (Xi) (a)	Shareholding , as a % assuming full conversion of convertible securities ( as a percentage of diluted share capital) (XI)= (VII)+(X) As a % of (A+B+C2)
(A)	Promoter & Promoter Group				74.46
(B)	Public				25.54
(C)	Non Promoter- Non Public				
(C1)	Shares underlying DRs				
(C2)	Shares held by Employee Trusts				
	<b>Total</b>				<b>100</b>



**Table I - Summary Statement holding of specific**


**Note : Data will be automatically populated from**

Category y (I)	Category of shareholder (II)	Number of Locked in shares (XII)		Number of Shares pledged or otherwise encumbered (XIII)		Number of equity shares held in dematerialized form (XIV)
		No. (a)	As a % of total Shares held (b)	No. (a)	As a % of total Shares held (b)	
(A)	Promoter & Promoter Group			13094460	86.93	15064060
(B)	Public					5074777
(C)	Non Promoter- Non Public					
(C1)	Shares underlying DRs					
(C2)	Shares held by Employee Trusts					
	<b>Total</b>			<b>13094460</b>	<b>64.72</b>	<b>20138837</b>




Sr.	Category & Name of the Shareholders (I)	Nos. Of shareholders (III)	No. of fully paid up equity shares held (IV)	No. Of Partly paid-up equity shares held (V)	No. Of shares underlying Depository Receipts (VI)	Total nos. shares held (VII) = (IV)+(V)+(VI)	Shareholding as a % of total no. of shares (calculated as per SCRR, 1957) (VIII) As a % of (A+B+C2)	Number of Voting Rights held in each class of securities (IX)				No. Of Shares Underlying Outstanding convertible securities (X)	No. of Shares Underlying Outstanding Warrants (Xi)	No. Of Shares Underlying convertible securities and No. Of Warrants (Xi) (a)	Shareholding, as a % assuming full conversion of convertible securities (as a percentage of diluted share capital) (XI)= (VII)+(X) As a % of (A+B+C2)	Number of Locked in shares (XII)		Number of Shares pledged or otherwise encumbered (XIII)		Number of equity shares held in dematerialized form (XIV)
								No of Voting (XIV) Rights			Total as a % of Total Voting rights					No. (a)	As a % of total Shares held (b)	No. (a)	As a % of total Shares held (b)	
								Class eg: X	Class eg:y	Total										
A Table II - Statement showing shareholding pattern of the Promoter and Promoter Group																				
(1)	Indian																			
(a)	Individuals/Hindu undivided Family	0	0			0	0.00	0.00		0	0.00				0.00			0	0.00	0
(b)	Central Government/ State Governments																			
(c)	Financial Institutions/ Banks																			
(d)	Any Other (specify)	2	15064060			15064060	74.46	15064060.00		15064060	74.46				74.46			13094460	86.93	15064060
	Sub-Total (A)(1)	2	15064060			15064060	74.46	15064060.00		15064060	74.46				74.46			13094460	86.93	15064060
(2)	Foreign																			
(a)	Individuals (Non-Resident Individuals/ Foreign Individuals)	0	0			0	0.00	0.00		0	0.00				0.00			0	0.00	0
(b)	Government																			
(c)	Institutions																			
(d)	Foreign Portfolio Investor																			
(e)	Any Other (specify)																			
	Sub-Total (A)(2)		0			0	0.00	0.00		0	0.00				0.00			0	0.00	0
	Total Shareholding of Promoter and Promoter Group (A)=(A)(1)+(A)(2)	2	15064060			15064060	74.46	15064060.00		15064060	74.46				74.46			13094460	86.93	15064060
	Details of Shares which remain unclaimed for Promoter & Promoter Group																			
B Table III - Statement showing shareholding pattern of the Public shareholder																				
Note: Kindly show details of shareholders having more than one percentage of total no of shares. Please refer software manual.																				
(1)	Institutions																			
(a)	Mutual Funds	5	2496304			2496304	12.34	2496304		2496304	12.34				12.34					2496304
(b)	Venture Capital Funds																			
(c)	Alternate Investment Funds	2	27696			27696	0.14	27696		27696	0.14				0.14					27696
(d)	Foreign Venture Capital Investors																			
(e)	Foreign Portfolio Investors	48	231664			231664	1.15	231664		231664	1.15				1.15					231664
(f)	Financial Institutions/ Banks	1	2			2	0.00	2		2	0.00				0.00					2
(g)	Insurance Companies	1	333282			333282	1.65	333282		333282	1.65				1.65					333282
(h)	Provident Funds/ Pension Funds																			
(i)	Any Other (specify)																			
	Sub-Total (B)(1)	57	3088948			3088948	15.27	3088948.00		3088948	15.27				15.27					3088948
(2)	Central Government/ State Governments/ President of India																			
	Sub-Total (B)(2)																			
(3)	Non-Institutions																			
(a)(i)	Individuals - Individual shareholders holding nominal share capital up to Rs. 2 lakhs	18183	1359327			1359327	6.72	1359327		1359327	6.72				6.72					1267386
(a)(ii)	Individuals - Individual shareholders holding nominal share capital in excess of Rs. 2 lakhs	4	219383			219383	1.08	219383		219383	1.08				1.08					219383
(b)	NBFCs registered with RBI	1	50			50	0.00	50		50	0.00				0.00					50
(c)	Employee Trusts																			
(d)	Overseas Depositories (holding DRs) (Balance Sheet)																			
(e)	Any Other (specify)	891	500317			500317	2.47	500317		500317	2.47				2.47					499010
	Sub-Total (B)(3)	19079	2079077			2079077	10.28	2079077.00		2079077	10.28				10.28					1985829
	Total Public Shareholding (B)=(B)(1)+(B)(2)+(B)(3)	19136	5168025			5168025	25.54	5168025.00		5168025	25.54				25.54					5074777
Details of the shareholders acting as persons in Concern for Public																				
Details of Shares which remain unclaimed for Public																				
C Table IV - Statement showing shareholding pattern of the Non Promoter- Non Public shareholder																				
(1)	Custodian/DR Holder - Name of DR Holders (If Available)																			
(2)	Employee Benefit Trust (under SEBI (Share based Employee Benefit) Regulations, 2014)																			
	Total NonPromoter- Non Public Shareholding (C)= (C)(1)+(C)(2)																			
	Total (A+B+C)	19138	20332085			20332085	100.00	20332085.00		20332085	100.00				100.00					20138837
	Total (A+B+C)	19138	20332085			20332085	100.00	20332085.00		20332085	100.00				100.00			13094460	64.72	20138837


*Handwritten signature*




Searial No.	Name of the Shareholders (I)	PAN (II)	No. of fully paid up equity shares held (IV)	Total nos. shares held (VII) = (IV)+(V)+(VI)	Shareholding as a % of total no. of shares (calculated as per SCRR, 1957) (VIII) As a % of (A+B+C2)	Number of Voting Rights held in each securities	
						No of Voting (XIV) Rights	
						Class eg:X	Total
A1(a)	Individuals/Hindu undivided Family						
<div>AddDelete</div>							
1	Mr Venu Srinivasan		0	0	0.00	0.00	0.00
2	Mrs Mallika Srinivasan		0	0	0.00	0.00	0.00
3	Dr. Lakshmi Venu		0	0	0.00	0.00	0.00
<a href="#">Click here to go back</a>			0	0	0.00	0.00	0.00



Searial No.	Name of the Shareholders (I)	class of	No. Of Shares Underlying Outstanding convertible securities and No. Of Warrants (Xi) (a)	Shareholding , as a % assuming full conversion of convertible securities (as a percentage of diluted share capital) (XI)= (VII)+(Xi)(a) As a % of (A+B+C2)	Number of Shares pledged or otherwise encumbered (XIII)		Number of equity shares held in dematerialized form (XIV)
		Total as a % of Total Voting rights			No. (a)	As a % of total Shares held (b)	
A1(a)	Individuals/Hindu undivided Family						
<div>AddDelete</div>							
1	Mr Venu Srinivasan	0.00		0.00	0	0.00	0
2	Mrs Mallika Srinivasan	0.00		0.00	0	0.00	0
3	Dr. Lakshmi Venu	0.00		0.00	0	0.00	0
<a href="#">Click here to go back</a>		0.00		0.00	0	0.00	0



Serial No.	Name of the Shareholders (I)	Reason for not providing PAN	Shareholder type
<b>A1(a) Individuals/Hindu undivided Family</b>			
<div>Add</div> <div>Delete</div>			
1	Mr Venu Srinivasan		Promoter Group
2	Mrs Mallika Srinivasan		Promoter Group
3	Dr. Lakshmi Venu		Promoter Group
<a href="#">Click here to go back</a>			



Sr. No.	Details of the SBO					Details of the register		
	Name	PAN	Passport No. in case of a foreign national	Nationality	Nationality (Applicable in case of Any other is selected)	Name	PAN	Passport No. in case of a foreign national
significant beneficial owners								
<div>Add</div> <div>Delete</div>								
1	Venu Srinivasan			India		TVS Holdings Private Limited		

*[Handwritten Signature]*




Sr. No.	erred owner			Details of holding/ exercise of right of the SBO in the reporting company, whether direct or indirect*:				
	Name	Nationality	Nationality (Applicable in case of Any other is selected)	Whether by virtue of:				
				Shares	Voting rights	Rights on distributable dividend or any other distribution	Exercise of control	Exercise of significant influence
significant be								
<div><div>Add</div><div>Delete</div></div>								
1	Venu Srinivasan	India		64.72	0.00	0.00	No	No







Sr. No.		Date of creation / acquisition of significant beneficial interest
	Name	
significant be		
<div>Add</div> <div>De</div>		
1	Venu Srinivasan	04-02-2022

Serial No.	Category	Name of the Shareholders (I)	PAN (II)	No. of the Shareholders (I)	No. of fully paid up equity shares held (IV)	Total nos. shares held (VII) = (IV)+(V)+(VI)	Shareholding as a % of total no. of shares (calculated as per SCRR, 1957) (VIII) As a % of (A+B+C2)
A1(d)	Any Other (specify)						
	<a href="#">Add</a>	<a href="#">Delete</a>					
1	Bodies Corporate	TVS HOLDINGS PRIVATE LIMITED		1	13094460	13094460	64.72
2	Bodies Corporate	SUNDARAM FINANCE HOLDINGS LIMITED		1	1969600	1969600	9.74
3	Trusts	Mr Venu Srinivasan as trustee of VS Trust		0	0	0	0.00
4	Bodies Corporate	VS Trustee Private Limited		0	0	0	0.00
5	Trusts	Mr Venu Srinivasan as trustee of VS PTC Trust		0	0	0	0.00
6	Bodies Corporate	VEE ESS Trading Private Limited		0	0	0	0.00
7	Trusts	Venu Srinivasan Trustee Private Limited as trustee		0	0	0	0.00
8	Trusts	Mr Venu Srinivasan as trustee of Srinivasan Ven		0	0	0	0.00
9	Bodies Corporate	Venu Srinivasan Trustee Private Limited		0	0	0	0.00
10	Trusts	VS Trustee Private Limited as trustee of Srinivas		0	0	0	0.00
11	Bodies Corporate	S. Venu Trustee Private Limited		0	0	0	0.00
12	Bodies Corporate	Srinivasan Trading Private Limited		0	0	0	0.00
13	Bodies Corporate	VS Investments Private Limited		0	0	0	0.00
14	Bodies Corporate	T V Sundram Iyengar & Sons Private Limited		0	0	0	0.00
<a href="#">Click here to go back</a>			Total	2	15064060	15064060	74.46




Searial No.	Category	Number of Voting Rights held in each class of securities			No. Of Shares Underlying Outstanding convertible securities and No. Of Warrants (Xi) (a)	Shareholding, as a % assuming full conversion of convertible securities (as a percentage of diluted share capital) (XI)= (VII)+(X) As a % of	Number of Shares pledged or otherwise encumbered (XIII)		Number of equity shares held in dematerialized form (XIV)
		No of Voting (XIV) Rights		Total as a % of Total Voting rights			No. (a)	As a % of total Shares held (b)	
		Class eg: X	Total						
A1(d)	Any Other (specify)								
<div><div>Add</div><div>Delete</div></div>									
1	Bodies Corporate	13094460.00	13094460.00	64.72		64.72	13094460	100.00	13094460
2	Bodies Corporate	1969600.00	1969600.00	9.74		9.74	0	0.00	1969600
3	Trusts	0.00	0.00	0.00		0.00	0	0.00	0
4	Bodies Corporate	0.00	0.00	0.00		0.00	0	0.00	0
5	Trusts	0.00	0.00	0.00		0.00	0	0.00	0
6	Bodies Corporate	0.00	0.00	0.00		0.00	0	0.00	0
7	Trusts	0.00	0.00	0.00		0.00	0	0.00	0
8	Trusts	0.00	0.00	0.00		0.00	0	0.00	0
9	Bodies Corporate	0.00	0.00	0.00		0.00	0	0.00	0
10	Trusts	0.00	0.00	0.00		0.00	0	0.00	0
11	Bodies Corporate	0.00	0.00	0.00		0.00	0	0.00	0
12	Bodies Corporate	0.00	0.00	0.00		0.00	0	0.00	0
13	Bodies Corporate	0.00	0.00	0.00		0.00	0	0.00	0
14	Bodies Corporate	0.00	0.00	0.00		0.00	0	0.00	0
<a href="#">Click here to go back</a>		15064060.00	15064060.00	74.46		74.46	13094460	86.93	15064060



Serial No.	Category	Reason for not providing PAN	Shareholder type
<b>A1(d)</b> <b>Any Other (specify)</b>			
<div style="display: flex; justify-content: space-around;"> <span>Add</span> <span>Delete</span> </div>			
1	Bodies Corporate		Promoter
2	Bodies Corporate		Promoter
3	Trusts		Promoter Group
4	Bodies Corporate		Promoter Group
5	Trusts		Promoter Group
6	Bodies Corporate		Promoter Group
7	Trusts		Promoter Group
8	Trusts		Promoter Group
9	Bodies Corporate		Promoter Group
10	Trusts		Promoter Group
11	Bodies Corporate		Promoter Group
12	Bodies Corporate		Promoter Group
13	Bodies Corporate		Promoter Group
14	Bodies Corporate		Promoter Group
<a href="#">Click here to go back</a>			


*[Signature]*



Searial No.	Name of the Shareholders (I)	PAN (II)	No. of fully paid up equity shares held (IV)	Total nos. shares held (VII) = (IV)+(V)+ (VI]	Shareholding as a % of total no. of shares (calculated as per SCRR, 1957) (VIII) As a % of (A+B+C2)	Number of Voting Rights held in each class of securities		
						No of Voting (XIV) Rights		Total as a % of Total Voting rights
						Class eg: X	Total	
A2(a)	Individuals (NonResident Individuals/ Foreign Individuals)							
<div>AddDelete</div>								
1	Mr Sudarshan Venu		0	0	0.00	0.00	0.00	0.00
<a href="#">Click here to go back</a>		Total	0	0	0.00	0.00	0.00	0.00




Searial No.	Name of the Shareholders (I)	No. Of Shares Underlying Outstanding convertible securities and No. Of Warrants (Xi) (a)	Shareholding , as a % assuming full conversion of convertible securities (as a percentage of diluted share capital) (XI)= (VII)+(X) As a % of (A+B+C2)	Number of Shares pledged or otherwise encumbered (XIII)		Number of equity shares held in dematerialized form (XIV)	Reason for not providing PAN
				No. (a)	As a % of total Shares held (b)		
A2(a)	Individuals (NonResident Individuals/ Foreign Individuals)						
<div>AddDelete</div>							
1	Mr Sudarshan Venu	1000000	0.00	0	0.00	0	
<a href="#">Click here to go back</a>		1000000	0.00	0	0.00	0	



Searial No.	Name of the Shareholders (I)	Shareholder type
A2(a)	Individuals (NonResident Individuals/ Foreign Individuals)	
<input type="button" value="Add"/> <input type="button" value="Delete"/>		
1	Mr Sudarshan Venu	Promoter Group
<a href="#">Click here to go back</a>		

*[Handwritten Signature]*



Searial No.	Name of the Shareholders (I)	PAN (II)	No. of fully paid up equity shares held (IV)	Total nos. shares held (VII) = (IV)+(V)+(VI)	Shareholding as a % of total no. of shares (calculated as per SCRR, 1957) (VIII) As a % of (A+B+C2)	Number of Voting Rights held in each class (IX)	
						No of Voting (XIV) Rights	
						Class eg: X	Total


**B1(a) Mutual Funds**


Add

Delete

**Disclosure of shareholder holding more than 1% of total number of shares**

1	ICICI PRUDENTIAL VALUE DISCOVERY FUND		644799	644799	3.19	644799.00	644799.00
2	ADITYA BIRLA SUN LIFE TRUSTEE PRIVATE LIM		950251	950251	4.70	950251.00	950251.00
3	NIPPON LIFE INDIA TRUSTEE LTD-A/C NIPPO		321637	321637	1.59	321637.00	321637.00
4	SUNDARAM MUTUAL FUND A/C SUNDARAM		289600	289600	1.43	289600.00	289600.00
5	SBI LONG TERM EQUITY FUND		290017	290017	1.43	290017.00	290017.00
<a href="#">Click here to go back</a>			Total	2496304	2496304	12.34	2496304.00









Searial No.	Name of the Shareholders (I)	of securities	Shareholding , as a % assuming full conversion of convertible securities (as a percentage of diluted share capital) (XI)= (VII)+(X) As a % of (A+B+C2;	Number of equity shares held in dematerialized form (XIV)	Reason for not providing PAN
		Total as a % of Total Voting rights			
B1(a)	Mutual Funds				
<div>AddDelete</div>					
1	ICICI PRUDENTIAL VALUE DISCOVERY FUND	3.19	3.19	644799	
2	ADITYA BIRLA SUN LIFE TRUSTEE PRIVATE LIM	4.70	4.70	960251	
3	NIPPON LIFE INDIA TRUSTEE LTD-A/C NIPPO	1.59	1.59	321637	
4	SUNDARAM MUTUAL FUND A/C SUNDARAM	1.43	1.43	289600	
5	SBI LONG TERM EQUITY FUND	1.43	1.43	290017	
Click here to go back		12.34	12.34	2506304	

*[Handwritten Signature]*




Searial No.	Name of the Shareholders (I)	PAN (II)	No. of fully paid up equity shares held (IV)	Total nos. shares held (VII) = (IV)+(V)+(VI)	Shareholding as a % of total no. of shares (calculated as per SCRR, 1957) (VIII) As a % of (A+B+C2)	Number of Voting Rights held in each class (IX)	
						No of Voting (XIV) Rights	
						Class eg: X	Total
B1(g)	Insurance Companies						
<div>AddDelete</div> <div>Disclosure of shareholder holding more than 1% of total number of shares</div>							
1	ICICI PRUDENTIAL LIFE INSURANCE COMPANY		333282	333282	1.65	333282.00	333282.00
Click here to go back		Total	333282	333282	1.65	333282.00	333282.00




Searial No.	Name of the Shareholders (I)	of securities	Shareholding , as a % assuming full conversion of convertible securities (as a percentage of diluted share capital) (XI)= (VII)+(X) As a % of (A+B+C2)	Number of equity shares held in dematerialized form (X V)	Reason for not providing PAN
		Total as a % of Total Voting rights			
B1(g)	Insurance Companies				
<div>AddDelete</div>					
1	ICICI PRUDENTIAL LIFE INSURANCE COMPAN	1.65	1.65	323092	
Click here to go back		1.65	1.65	323092	

*Handwritten signature*



Searial No.	Category	Category / More than 1 percentage	Name of the Shareholders (I)
B3(e)	Any Other (specify)		
<div>Add</div> <div>Delete</div>			
1	Clearing Members	Category	
2	Director or Director's Relatives	Category	
3	Bodies Corporate	Category	
4	LLP	Category	
5	HUF	Category	
6	Non-Resident Indian (NRI)	Category	
7	Foreign Nationals	Category	
8	Trusts	Category	
9	IEPF	Category	
<a href="#">Click here to go back</a>			


*Chennai*




Searial No.	Category	PAN (II)	No. of the Shareholders (I)	No. of fully paid up equity shares held (IV)	Total nos. shares held (VII) = (IV)+(V)+(VI)	Shareholding as a % of total no. of shares (calculated as per SCRR, 1957) (VIII) As a % of (A+B+C2)	Number of Vo
							No of Vc
							Class eg: X
B3(e)	Any Other (specify)						
<div>Add</div> <div>Delete</div>							
1	Clearing Members		60	35586	35586	0.18	35586
2	Director or Director's Relatives		5	1172	1172	0.01	1172
3	Bodies Corporate		160	347476	347476	1.72	347476
4	LLP		17	6087	6087	0.03	6087
5	HUF		255	27241	27241	0.13	27241
6	Non-Resident Indian (NRI)		391	42174	42174	0.21	42174
7	Foreign Nationals		1	83	83	0.00	83
8	Trusts		1	100	100	0.00	100
9	IEPF		1	40398	40398	0.20	40398
Total			891	500317	500317	2.48	500317.00




Searial No.	Category	Voting Rights held in each class of securities		Shareholding , as a % assuming full conversion of convertible securities (as a percentage of diluted share capital) (XI)= (VII)+(X) As a % of (A+B+C2)	Number of equity shares held in dematerialized form (XIV)	Reason for not providing PAN
		Voting (XIV) rights	Total as a % of Total Voting rights			
		Total				
B3(e)	Any Other (specify)					
<div>Add</div> <div>Delete</div>						
1	Clearing Members	35586	0.18	0.18	35586	
2	Director or Director's Relatives	1172	0.01	0.01	1172	
3	Bodies Corporate	347476	1.72	1.72	346252	
4	LLP	6087	0.03	0.03	6087	
5	HUF	27241	0.13	0.13	27241	
6	Non-Resident Indian (NRI)	42174	0.21	0.21	42091	
7	Foreign Nationals	83	0.00	0.00	83	
8	Trusts	100	0.00	0.00	100	
9	IEPF	40398	0.20	0.20	40398	
		500317.00	2.48	2.48	499010	



Searial No.	Name of the Shareholders (I)	PAN (II)	No. of fully paid up equity shares held (IV)	Total nos. shares held (VII) = (IV)+(V)+(VI)	Shareholding as a % of total no. of shares (calculated as per SCRR, 1957) (VIII) As a % of (A+B+C2)	Number of Voting Rights held in each class of securities		
						No of Voting (XIV) Rights		Total as a % of Total Voting rights
						Class eg: X	Total	
A2(a)	Individuals (NonResident Individuals/ Foreign Individuals)							
<div>Add</div> <div>Delete</div>								
1	Sudarshan Venu		164990	164990	0.82	164990.00	164990.00	0.82
<a href="#">Click here to go back</a>		Total	164990	164990	0.82	164990.00	164990.00	0.82




Searial No.	Name of the Shareholders (I)	No. Of Shares Underlying Outstanding convertible securities and No. Of Warrants (Xi) (a)	Shareholding , as a % assuming full conversion of convertible securities (as a percentage of diluted share capital) (XI)= (VII)+(X) As a % of (A+B+C2)	Number of Shares pledged or otherwise encumbered (XIII)		Number of equity shares held in dematerialized form (XIV)	Reason for not providing PAN
				No. (a)	As a % of total Shares held (b)		
A2(a)	Individuals (NonResident Individuals/ Foreign Individuals)						
<div>Add</div> <div>Delete</div>							
1	Sudarshan Venu		0.82	164990	100.00	164990	
<a href="#">Click here to go back</a>			0.82	164990	100.00	164990	






Serial No.	Name of the Shareholders (I)	Shareholder type
A2(a)	Individuals (NonResident Individuals/ Foreign Individuals)	
<input type="button" value="Add"/> <input type="button" value="Delete"/>		
1	Sudarshan Venu	Promoter Group
<a href="#">Click here to go back</a>		

*Sudarshan Venu*




Searial No.	Name of the Shareholders (I)	PAN (II)	No. of fully paid up equity shares held (IV)	Total nos. shares held (VII) = (IV)+(V)+(VI)	Shareholding as a % of total no. of shares (calculated as per SCRR, 1957) (VIII) As a % of (A+B+C2)	Number of Voting Rights held in each class (IX)	
						No of Voting (XIV) Rights	
						Class eg: X	Total
B1(a)	Mutual Funds						
<div><div>Add</div><div>Delete</div></div> <div>Disclosure of shareholder holding more than 1% of total number of shares</div>							
1	ICICI PRUDENTIAL VALUE DISCOVERY FUND		644799	644799	3.19	644799.00	644799.00
2	ADITYA BIRLA SUN LIFE TRUSTEE PRIVATE LIM		950251	950251	4.70	950251.00	950251.00
3	NIPPON LIFE INDIA TRUSTEE LTD-A/C NIPPO		321637	321637	1.59	321637.00	321637.00
4	SUNDARAM MUTUAL FUND A/C SUNDARAM		289600	289600	1.43	289600.00	289600.00
5	SBI LONG TERM EQUITY FUND		290017	290017	1.43	290017.00	290017.00
<a href="#">Click here to go back</a>			Total	2496304	2496304	12.34	2496304.00




Searial No.	Name of the Shareholders (I)	of securities	Shareholding , as a % assuming full conversion of convertible securities (as a percentage of diluted share capital) (XI)= (VII)+(X) As a % of (A+B+C2)	Number of equity shares held in dematerialized form (XIV)	Reason for not providing PAN
		Total as a % of Total Voting rights			
B1(a)	Mutual Funds				
<div>AddDelete</div>					
1	ICICI PRUDENTIAL VALUE DISCOVERY FUND	3.19	3.19	644799	
2	ADITYA BIRLA SUN LIFE TRUSTEE PRIVATE LIM	4.70	4.70	960251	
3	NIPPON LIFE INDIA TRUSTEE LTD-A/C NIPPO	1.59	1.59	321637	
4	SUNDARAM MUTUAL FUND A/C SUNDARAM	1.43	1.43	289600	
5	SBI LONG TERM EQUITY FUND	1.43	1.43	290017	
Click here to go back		12.34	12.34	2506304	




Searial No.	Name of the Shareholders (I)	PAN (II)	No. of fully paid up equity shares held (IV)	Total nos. shares held (VII) = (IV)+(V)+(VI)	Shareholding as a % of total no. of shares (calculated as per SCRR, 1957) (VIII) As a % of (A+B+C2)	Number of Voting Rights held in each class (IX)	
						No of Voting (XIV) Rights	
						Class eg: X	Total
B1(g)	Insurance Companies						
<div><div>Add</div><div>Delete</div><div>Disclosure of shareholder holding more than 1% of total number of shares</div></div>							
1	ICICI PRUDENTIAL LIFE INSURANCE COMPAN		333282	333282	1.65	333282.00	333282.00
<a href="#">Click here to go back</a>		Total	333282	333282	1.65	333282.00	333282.00




Searial No.	Name of the Shareholders (I)	of securities	Shareholding , as a % assuming full conversion of convertible securities (as a percentage of diluted share capital) (XI)= (VII)+(X) As a % of (A+B+C2)	Number of equity shares held in dematerialized form (XI.1)	Reason for not providing PAN
		Total as a % of Total Voting rights			
B1(g)	Insurance Companies				
<div>AddDelete</div>					
1	ICICI PRUDENTIAL LIFE INSURANCE COMPAN	1.65	1.65	323092	
<a href="#">Click here to go back</a>		1.65	1.65	323092	




Serial No.	Category	Category / More than 1 percentage	Name of the Shareholders (I)
B3(e)	Any Other (specify)		
<input type="button" value="Add"/> <input type="button" value="Delete"/>			
1	Clearing Members	Category	
2	Director or Director's Relatives	Category	
3	Bodies Corporate	Category	
4	LLP	Category	
5	HUF	Category	
6	Non-Resident Indian (NRI)	Category	
7	Foreign Nationals	Category	
8	Trusts	Category	
9	IEPF	Category	
<a href="#">Click here to go back</a>			



Searial No.	Category	PAN (II)	No. of the Shareholders (I)	No. of fully paid up equity shares held (IV)	Total nos. shares held (VII) = (IV)+(V)+(VI)	Shareholding as a % of total no. of shares (calculated as per SCRR, 1957) (VIII) As a % of (A+B+C2)	Number of Vo
							No of Vc
							Rig Class eg: X
B3(e)	Any Other (specify)						
<div>AddDelete</div>							
1	Clearing Members		60	35586	35586	0.18	35586
2	Director or Director's Relatives		5	1172	1172	0.01	1172
3	Bodies Corporate		160	347476	347476	1.72	347476
4	LLP		17	6087	6087	0.03	6087
5	HUF		255	27241	27241	0.13	27241
6	Non-Resident Indian (NRI)		391	42174	42174	0.21	42174
7	Foreign Nationals		1	83	83	0.00	83
8	Trusts		1	100	100	0.00	100
9	IEPF		1	40398	40398	0.20	40398
Total			891	500317	500317	2.48	500317.00




Searial No.	Category	Voting Rights held in each class of securities		Shareholding , as a % assuming full conversion of convertible securities (as a percentage of diluted share capital) (XI)= (VII)+(X) As a % of (A+B+C2)	Number of equity shares held in dematerialized form (XIV)	Reason for not providing PAN
		Voting (XIV) rights	Total as a % of Total Voting rights			
		Total				
B3(e)	Any Other (specify)					
<div>Add</div> <div>Delete</div>						
1	Clearing Members	35586	0.18	0.18	35586	
2	Director or Director's Relatives	1172	0.01	0.01	1172	
3	Bodies Corporate	347476	1.72	1.72	346252	
4	LLP	6087	0.03	0.03	6087	
5	HUF	27241	0.13	0.13	27241	
6	Non-Resident Indian (NRI)	42174	0.21	0.21	42091	
7	Foreign Nationals	83	0.00	0.00	83	
8	Trusts	100	0.00	0.00	100	
9	IEPF	40398	0.20	0.20	40398	
		500317.00	2.48	2.48	499010	





## Sundaram-Clayton Limited – Post-Scheme Shareholding Pattern of Equity Shareholders as on 11th February 2022

General information about company	
Scrip code	520056
NSE Symbol	SUNCLAYLTD
MSEI Symbol	NOTLISTED
ISIN	INE105A01035
Name of the company	SUNDARAM-CLAYTON LIMITED
Whether company is SME	No
Class of Security	Equity Shares
Type of report	Quarterly
Quarter Ended / Half year ended/Date of Report (For Prelisting / Allotment)	11-02-2022
Date of allotment / extinguishment (in case Capital Restructuring selected) / Listing Date	
Shareholding pattern filed under	Regulation 31 (1) (b)
Whether the listed entity is Public Sector Undertaking (PSU)?	No




Sr. No.	Particular	Yes/No	Promoter and Promoter Group	Public shareholder	Non Promoter- Non Public
1	Whether the Listed Entity has issued any partly paid up shares?	No	No	No	No
2	Whether the Listed Entity has issued any Convertible Securities ?	No	No	No	No
3	Whether the Listed Entity has issued any Warrants ?	No	No	No	No
4	Whether the Listed Entity has any shares against which depository receipts are issued?	No	No	No	No
5	Whether the Listed Entity has any shares in locked-in?	No	No	No	No
6	Whether any shares held by promoters are pledge or otherwise encumbered?	Yes	Yes		
7	Whether company has equity shares with differential voting rights?	No	No	No	No
8	Whether the listed entity has any significant beneficial owner?	Yes			




**Table I - Summary Statement holding of specified securities**

**Note : Data will be automatically populated from shareholding pattern sheet - Data Entry Restricted in this sheet**


Category (I)	Category of shareholder (II)	Nos. Of shareholders (III)	No. of fully paid up equity shares held (IV)	No. Of Partly paid- up equity shares held (V)	No. Of shares underlying Depository Receipts (VI)	Total nos. shares held (VII) = (IV)+(V)+ (VI)
(A)	Promoter & Promoter Group	6	15064079			15064079
(B)	Public	19136	5168025			5168025
(C)	Non Promoter- Non Public					
(C1)	Shares underlying DRs					
(C2)	Shares held by Employee Trusts					
	<b>Total</b>	<b>19142</b>	<b>20232104</b>			<b>20232104</b>



**Table I - Summary Statement holding of specific**

**Note : Data will be automatically populated from**


Category y (I)	Category of shareholder (II)	Shareholding as a % of total no. of shares (calculated as per SCRR, 1957) (VIII) As a % of (A+B+C2)	Number of Voting Rights held in each class of securities (IX)			
			No of Voting (XIV) Rights			Total as a % of (A+B+C)
			Class eg: X	Class eg: Y	Total	
(A)	Promoter & Promoter Group	74.46	1,50,64,079.00		15064079.00	74.46
(B)	Public	25.54	5168025.00		5168025.00	25.54
(C)	Non Promoter- Non Public					
(C1)	Shares underlying DRs					
(C2)	Shares held by Employee Trusts					
	<b>Total</b>	<b>100</b>	<b>20232104.00</b>		<b>20232104.00</b>	<b>100.00</b>



**Table I - Summary Statement holding of specific**

**Note :** Data will be automatically populated from


Category y (I)	Category of shareholder (II)	No. Of Shares Underlying Outstanding convertible securities (X)	No. of Shares Underlying Outstanding Warrants (Xi)	No. Of Shares Underlying Outstanding convertible securities and No. Of Warrants (Xi) (a)	Shareholding , as a % assuming full conversion of convertible securities ( as a percentage of diluted share capital) (XI)= (VII)+(X) As a % of (A+B+C2)
(A)	Promoter & Promoter Group				74.46
(B)	Public				25.54
(C)	Non Promoter- Non Public				
(C1)	Shares underlying DRs				
(C2)	Shares held by Employee Trusts				
	<b>Total</b>				<b>100</b>



**Table I - Summary Statement holding of specific**

**Note :** Data will be automatically populated from

Category y (I)	Category of shareholder (II)	Number of Locked in shares (XII)		Number of Shares pledged or otherwise encumbered (XIII)		Number of equity shares held in dematerialized form (XIV)
		No. (a)	As a % of total Shares held (b)	No. (a)	As a % of total Shares held (b)	
(A)	Promoter & Promoter Group			13094479	86.93	15064079
(B)	Public					5074777
(C)	Non Promoter- Non Public					
(C1)	Shares underlying DRs					
(C2)	Shares held by Employee Trusts					
	<b>Total</b>			<b>13094479</b>	<b>64.72</b>	<b>20138856</b>



Sr.	Category & Name of the Shareholders (i)	Nos. Of shareholders (iii)	No. of fully paid up equity shares held (iv)	No. Of Partly paid-up equity shares held (v)	No. Of shares underlying Depository Receipts (vi)	Total nos. shares held (vii) = (iv)+(v)+ (vi)	Shareholding as a % of total no. of shares (calculated as per SCRR, 1957) (viii) As a % of (A+B+C2)	Number of Voting Rights held in each class of securities (ix)				No. Of Shares Underlying Outstanding convertible securities (x)	No. of Shares Underlying Outstanding Warrants (xi)	No. Of Shares Underlying Outstanding convertible securities and No. Of Warrants (xi) (a)	Shareholding , as a % assuming full conversion of convertible securities ( as a percentage of diluted share capital) (xi)=(viii)+(x) As a % of (A+B+C2)	Number of Locked in shares (xii)		Number of Shares pledged or otherwise encumbered (xiii)		Number of equity shares held in dematerialized form (xiv)	
								No of Voting (xiv) Rights			Total as a % of Total Voting rights					No. (a)	As a % of total Shares held (b)	No. (a)	As a % of total Shares held (b)		
								Class eg: X	Class eg: y	Total											
A	Table II - Statement showing shareholding pattern of the Promoter and Promoter Group																				
(1)	Indian																				
(a)	Individuals/Hindu undivided Family	3	2604492			2604492	12.87	2604492.00		2604492	12.87				12.87			2604492	100.00	2604492	
(b)	Central Government/ State Government(s)																				
(c)	Financial Institutions/ Banks																				
(d)	Any Other (specify)	2	12294597			12294597	60.77	12294597.00		12294597	60.77				60.77			10324997	83.98	12294597	
Sub-Total (A)(1)		5	14899089			14899089	73.64	14899089.00		14899089	73.64				73.64			12929489	86.78	14899089	
(2)	Foreign																				
(a)	Individuals (Non-Resident Individuals/ Foreign Individuals)	1	164990			164990	0.82	164990.00		164990	0.82				0.82			164990	100.00	164990	
(b)	Government																				
(c)	Institutions																				
(d)	Foreign Portfolio Investor																				
(e)	Any Other (specify)																				
Sub-Total (A)(2)		1	164990			164990	0.82	164990.00		164990	0.82				0.82			164990	100.00	164990	
Total Shareholding of Promoter and Promoter Group (A)=(A)(1)+(A)(2)		6	15064079			15064079	74.46	15064079.00		15064079	74.46				74.46			13094479	86.93	15064079	
Details of Shares which remain unclaimed for Promoter & Promoter Group																					
B	Table III - Statement showing shareholding pattern of the Public shareholder <span>Note : Kindly show details of shareholders having more than one percentage of total no. of shares. Please refer software manual.</span>																				
(1)	Institutions																				
(a)	Mutual Funds	5	2496304			2496304	12.34	2496304.00		2496304	12.34				12.34					2496304	
(b)	Venture Capital Funds																				
(c)	Alternate Investment Funds	2	27696			27696	0.14	27696.00		27696	0.14				0.14					27696	
(d)	Foreign Venture Capital Investors																				
(e)	Foreign Portfolio Investors	48	231664			231664	1.15	231664.00		231664	1.15				1.15					231664	
(f)	Financial Institutions/ Banks	1	2			2	0.00	2.00		2	0.00				0.00					2	
(g)	Insurance Companies	1	333282			333282	1.65	333282.00		333282	1.65				1.65					333282	
(h)	Provident Funds/ Pension Funds																				
(i)	Any Other (specify)																				
Sub-Total (B)(1)		57	3088948			3088948	15.27	3088948.00		3088948	15.27				15.27					3088948	
(2)	Central Government/ State Government(s)/ President of India																				
Sub-Total (B)(2)																					
(3)	Non-Institutions																				
(a)(i)	Individuals - i. Individual shareholders holding nominal share capital up to Rs. 2 lakhs	18183	1359327			1359327	6.72	1359327.00		1359327	6.72				6.72					1267386	
(a)(ii)	Individuals - ii. Individual shareholders holding nominal share capital in excess of Rs. 2 lakhs	4	219383			219383	1.08	219383.00		219383	1.08				1.08					219383	
(b)	NSFCs registered with RBI	1	50			50	0.00	50.00		50	0.00				0.00					50	
(c)	Employee Trusts																				
(d)	Overseas Depositories (holding DRs) (Balancing figure)																				
(e)	Any Other (specify)	891	500317			500317	2.47	500317.00		500317	2.47				2.47					499010	
Sub-Total (B)(3)		19079	2079077			2079077	10.28	2079077.00		2079077	10.28				10.28					1985829	
Total Public Shareholding (B)=(B)(1)+(B)(2)+(B)(3)		19136	5168025			5168025	25.54	5168025.00		5168025	25.54				25.54					5074777	
Details of the shareholders acting as persons in Concert for Public																					
Details of Shares which remain unclaimed for Public																					
C	Table IV - Statement showing shareholding pattern of the Non Promoter- Non Public shareholder																				
(1)	Custodian/DR Holder - Name of DR Holders (if Available)																				
(2)	Employee Benefit Trust (under SEBI (Share based Employee Benefit) Regulations, 2014)																				
Total NonPromoter- Non Public Shareholding (C)= (C)(1)+(C)(2)																					
Total (A+B+C2)		19142	20232104			20232104	100.00	20232104.00		20232104	100.00				100.00					20138856	
Total (A+B+C)		19142	20232104			20232104	100.00	20232104.00		20232104	100.00				100.00			13094479	64.72	20138856	




Searial No.	Name of the Shareholders (I)	PAN (II)	No. of fully paid up equity shares held (IV)	Total nos. shares held (VII) = (IV)+(V)+(VI)	Shareholding as a % of total no. of shares (calculated as per SCRR, 1957) (VIII) As a % of (A+B+C2)	Number of Voting Rights held in each securities	
						No of Voting (XIV) Rights	
						Class eg:X	Total
A1(a)	Individuals/Hindu undivided Family						
<div>AddDelete</div>							
1	Venu Srinivasan		2383196	2383196	11.78	2383196.00	2383196.00
2	Mallika Srinivasan		56306	56306	0.28	56306.00	56306.00
3	Dr. Lakshmi Venu		164990	164990	0.82	164990.00	164990.00
<a href="#">Click here to go back</a>			Total	2604492	2604492	12.87	2604492.00



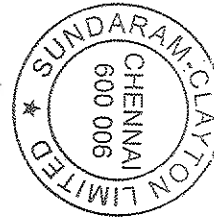


Searial No.	Name of the Shareholders (I)	class of	No. Of Shares Underlying Outstanding convertible securities and No. Of Warrants (Xi) (a)	Shareholding , as a % assuming full conversion of convertible securities (as a percentage of diluted share capital) (XI)= (VII)+(Xi)(a) As a % of (A+B+C2)	Number of Shares pledged or otherwise encumbered (XIII)		Number of equity shares held in dematerialized form (XIV)
		Total as a % of Total Voting rights			No. (a)	As a % of total Shares held (b)	
A1(a)	Individuals/Hindu undivided Family						
<div>AddDelete</div>							
1	Venu Srinivasan	11.78		11.78	2383196	100.00	2383196
2	Mallika Srinivasan	0.28		0.28	56306	100.00	56306
3	Dr. Lakshmi Venu	0.82		0.82	164990	100.00	164990
<a href="#">Click here to go back</a>		12.87		12.87	2604492	100.00	2604492




Searial No.	Name of the Shareholders (I)	Reason for not providing PAN	Shareholder type
<b>A1(a) Individuals/Hindu undivided Family</b>			
<input type="button" value="Add"/> <input type="button" value="Delete"/>			
1	Venu Srinivasan		Promoter Group
2	Mallika Srinivasan		Promoter Group
3	Dr. Lakshmi Venu		Promoter Group
<a href="#">Click here to go back</a>			

*[Handwritten Signature]*




Sr. No.	Details of the SBO						
	Name	PAN	Passport No. in case of a foreign national	Nationality	Nationality (Applicable in case of Any other is selected)	Name	PAN
significant beneficial owners							
<div>Add</div> <div>Delete</div>							
1	Venu Srinivasan	/		India		VS TRUST	/

*[Handwritten Signature]*




Sr. No.	Details of the registered owner				Details of holding/ exercise of right of the SBO in the reportir whether direct or indirect*:			
	Name	Passport No. in case of a foreign national	Nationality	Nationality (Applicable in case of Any other is selected)	Whether by virtue of:			
					Shares	Voting rights	Rights on distributable dividend or any other distribution	Exercise of control
significant be								
<div><div>Add</div><div>De</div></div>								
1	Venu Srinivasan		India		51.03	0.00	0.00	No

*[Handwritten Signature]*




Sr. No.	g company,		Date of creation / acquisition of significant beneficial interest
	Name		
		Exercise of significant influence	
significant be			
<div><div>Add</div><div>Dis</div></div>			
1	Venu Srinivasan	No	04-02-2022


*[Handwritten signature]*




Searial No.	Name of the Shareholders (I)	PAN (II)	No. of fully paid up equity shares held (IV)	Total nos. shares held (VII) = (IV)+(V)+(VI)	Shareholding as a % of total no. of shares (calculated as per SCRR, 1957) (VIII) As a % of (A+B+C2)	Number of Voting Rights held in each class of securities		
						No of Voting (XIV) Rights		Total as a % of Total Voting rights
						Class eg: X	Total	
A2(a)	Individuals (NonResident Individuals/ Foreign Individuals)							
<div>AddDelete</div>								
1	Sudarshan Venu		164990	164990	0.82	164990.00	164990.00	0.82
<a href="#">Click here to go back</a>		Total	164990	164990	0.82	164990.00	164990.00	0.82



Searial No.	Name of the Shareholders (I)	No. Of Shares Underlying Outstanding convertible securities and No. Of Warrants (Xi) (a)	Shareholding , as a % assuming full conversion of convertible securities (as a percentage of diluted share capital) (XI)= (VII)+(X) As a % of (A+B+C2)	Number of Shares pledged or otherwise encumbered (XIII)		Number of equity shares held in dematerialized form (XIV)	Reason for not providing PAN
				No. (a)	As a % of total Shares held (b)		
A2(a)	Individuals (NonResident Individuals/ Foreign Individuals)						
<div>AddDelete</div>							
1	Sudarshan Venu		0.82	164990	100.00	164990	
Click here to go back			0.82	164990	100.00	164990	





Serial No.	Name of the Shareholders (I)	Shareholder type
A2(a)	Individuals (NonResident Individuals/ Foreign Individuals)	
<input type="button" value="Add"/> <input type="button" value="Delete"/>		
1	Sudarshan Venu	Promoter Group
<a href="#">Click here to go back</a>		









Searial No.	Category	Name of the Shareholders (I)	Number of Vcting Rights held in each class of securities			No. Of Shares Underlying Outstanding convertible securities and No. Of Warrants (Xi) (a)
			No of Voting (XIV) Rights		Total as a % of Total Voting rights	
			Class eg: X	Total		
A1(d)	Any Other (specify)					
<div>AddDelete</div>						
1	Bodies Corporate	SUNDARAM FINANCE HOLDINGS LIMITED	1969600.00	1969600.00	9.74	
2	Trusts	VS TRUST	10324997.00	10324997.00	51.03	
3	Trusts	Mr Venu Srinivasan as trustee of VS Trust				
4	Bodies Corporate	VS Trustee Private Limited				
5	Trusts	Mr Venu Srinivasan as trustee of VS PTC Trust				
6	Bodies Corporate	VEE ESS Trading Private Limited				
7	Trusts	Venu Srinivasan Trustee Private Limited as trust				
8	Trusts	Mr Venu Srinivasan as trustee of Srinivasan Ven				
9	Bodies Corporate	Venu Srinivasan Trustee Private Limited				
10	Trusts	VS Trustee Private Limited as trustee of Srinivas				
11	Bodies Corporate	S. Venu Trustee Private Limited				
12	Bodies Corporate	Srinivasan Trading Private Limited				
13	Bodies Corporate	VS Investments Private Limited				
14	Bodies Corporate	T V Sundram Iyengar & Sons Private Limited				
<a href="#">Click here to go back</a>			12294597.00	12294597.00	60.77	



Searial No.	Category	Name of the Shareholders (I)	Shareholding, as a % assuming full conversion of convertible securities (as a percentage of diluted share capital) (XI)= (VII)÷(X) As a % of	Number of Shares pledged or otherwise encumbered (XIII)		Number of equity shares held in dematerialized form (XIV)	Reason for not providing PAN
				No. (a)	As a % of total Shares held (b)		
A1(d) Any Other (specify)							
<div>AddDelete</div>							
1	Bodies Corporate	SUNDARAM FINANCE HOLDINGS LIMITED	9.74	0	0.00	1969600	
2	Trusts	VS TRUST	51.03	10324997	100.00	10324997	
3	Trusts	Mr Venu Srinivasan as trustee of VS Trust					
4	Bodies Corporate	VS Trustee Private Limited					
5	Trusts	Mr Venu Srinivasan as trustee of VS PTC Trust					
6	Bodies Corporate	VEE ESS Trading Private Limited					
7	Trusts	Venu Srinivasan Trustee Private Limited as trus					
8	Trusts	Mr Venu Srinivasan as trustee of Srinivasan Ver					
9	Bodies Corporate	Venu Srinivasan Trustee Private Limited					
10	Trusts	VS Trustee Private Limited as trustee of Srinivas					
11	Bodies Corporate	S. Venu Trustee Private Limited					
12	Bodies Corporate	Srinivasan Trading Private Limited					
13	Bodies Corporate	VS Investments Private Limited					
14	Bodies Corporate	T V Sundram Iyengar & Sons Private Limited					
<a href="#">Click here to go back</a>			50.77	10324997	83.98	12294597	



Serial No.	Category	Name of the Shareholders (I)	Shareholder type
A1(d)	Any Other (specify)		
<div>Add</div> <div>Delete</div>			
1	Bodies Corporate	SUNDARAM FINANCE HOLDINGS LIMITED	Promoter
2	Trusts	VS TRUST	Promoter Group
3	Trusts	Mr Venu Srinivasan as trustee of VS Trust	Promoter Group
4	Bodies Corporate	VS Trustee Private Limited	Promoter Group
5	Trusts	Mr Venu Srinivasan as trustee of VS PTC Trust	Promoter Group
6	Bodies Corporate	VEE ESS Trading Private Limited	Promoter Group
7	Trusts	Venu Srinivasan Trustee Private Limited as trust	Promoter Group
8	Trusts	Mr Venu Srinivasan as trustee of Srinivasan Ven	Promoter Group
9	Bodies Corporate	Venu Srinivasan Trustee Private Limited	Promoter Group
10	Trusts	VS Trustee Private Limited as trustee of Srinivas	Promoter Group
11	Bodies Corporate	S. Venu Trustee Private Limited	Promoter Group
12	Bodies Corporate	Srinivasan Trading Private Limited	Promoter Group
13	Bodies Corporate	VS Investments Private Limited	Promoter Group
14	Bodies Corporate	T V Sundram Iyengar & Sons Private Limited	Promoter Group
<a href="#">Click here to go back</a>			





Sundaram-Clayton Limited – Post-Scheme Shareholding Pattern of Non-Convertible Redeemable Preference Shareholders as on 11th February 2022


General information about company	
Scrip code	520056
NSE Symbol	SUNCLAYLTD
MSEI Symbol	NOTLISTED
ISIN	INE105A01035
Name of the company	SUNDARAM-CLAYTON LIMITED
Whether company is SME	No
Class of Security	Preference Shares
Type of report	Quarterly
Quarter Ended / Half year ended/Date of Report (For Prelisting / Allotment)	11-02-2022
Date of allotment / extinguishment (in case Capital Restructuring selected) / Listing Date	
Shareholding pattern filed under	Regulation 31 (1) (b)
Whether the listed entity is Public Sector Undertaking (PSU)?	No

Note:

The Company has not issued any Non-Convertible Redeemable Preference Shares, hence, the requirement to provide Pre-Scheme Shareholding Pattern of Non-Convertible Redeemable Preference Shareholders is not applicable.




Sr. No.	Particular	Yes/No	Promoter and Promoter Group	Public shareholder	Non Promoter- Non Public
1	Whether the Listed Entity has issued any partly paid up shares?	No	No	No	No
2	Whether the Listed Entity has issued any Convertible Securities ?	No	No	No	No
3	Whether the Listed Entity has issued any Warrants ?	No	No	No	No
4	Whether the Listed Entity has any shares against which depository receipts are issued?	No	No	No	No
5	Whether the Listed Entity has any shares in locked-in?	No	No	No	No
6	Whether any shares held by promoters are pledge or otherwise encumbered?	No	No		
7	Whether company has equity shares with differential voting rights?	No	No	No	No
8	Whether the listed entity has any significant beneficial owner?	No			



**Table I - Summary Statement holding of specified securities**

**Note : Data will be automatically populated from shareholding pattern sheet - Data Entry Restricted in this sheet**


Category y (I)	Category of shareholder (II)	Nos. Of shareholders (III)	No. of fully paid up equity shares held (IV)	No. Of Partly paid- up equity shares held (V)	No. Of shares underlying Depository Receipts (VI)	Total nos. shares held (VII) = (IV)+(V)+ (VI)
(A)	Promoter & Promoter Group	1	228473600			228473600
(B)	Public	19136	599490900			599490900
(C)	Non Promoter- Non Public					
(C1)	Shares underlying DRs					
(C2)	Shares held by Employee Trusts					
	<b>Total</b>	<b>19137</b>	<b>827964500</b>			<b>827964500</b>



**Table I - Summary Statement holding of specific**

**Note : Data will be automatically populated from**

Category y (I)	Category of shareholder (II)	Shareholding as a % of total no. of shares (calculated as per SCRR, 1957) (VIII) As a % of (A+B+C2)	Number of Voting Rights held in each class of securities (IX)			
			No of Voting (XIV) Rights			Total as a % of (A+B+C)
			Class eg: X	Class eg:y	Total	
(A)	Promoter & Promoter Group	27.59	22,84,73,600.00		228473600.00	27.59
(B)	Public	72.41	599490900.00		599490900.00	72.41
(C)	Non Promoter- Non Public					
(C1)	Shares underlying DRs					
(C2)	Shares held by Employee Trusts					
	<b>Total</b>	<b>100</b>	<b>827964500.00</b>		<b>827964500.00</b>	<b>100.00</b>






**Table I - Summary Statement holding of specific**

**Note : Data will be automatically populated from**

Category (I)	Category of shareholder (II)	No. Of Shares Underlying Outstanding convertible securities (X)	No. of Shares Underlying Outstanding Warrants (Xi)	No. Of Shares Underlying Outstanding convertible securities and No. Of Warrants (Xi) (a)	Shareholding , as a % assuming full conversion of convertible securities ( as a percentage of diluted share capital) (XI)= (VII)+(X) As a % of (A+B+C2)
(A)	Promoter & Promoter Group				27.59
(B)	Public				72.41
(C)	Non Promoter- Non Public				
(C1)	Shares underlying DRs				
(C2)	Shares held by Employee Trusts				
	<b>Total</b>				<b>100</b>



**Table I - Summary Statement holding of specific**

**Note : Data will be automatically populated from**

Category y (I)	Category of shareholder (II)	Number of Locked in shares (XII)		Number of Shares pledged or otherwise encumbered (XIII)		Number of equity shares held in dematerialized form (XIV)
		No. (a)	As a % of total Shares held (b)	No. (a)	As a % of total Shares held (b)	
(A)	Promoter & Promoter Group					228473600
(B)	Public					588798186
(C)	Non Promoter- Non Public					
(C1)	Shares underlying DRs					
(C2)	Shares held by Employee Trusts					
	<b>Total</b>					<b>817271786</b>

*[Handwritten Signature]*




Sr.	Category & Name of the Shareholders (I)	Nos. Of shareholders (III)	No. of fully paid up equity shares held (IV)	No. Of Partly paid-up equity shares held (V)	No. Of shares underlying Depository Receipts (VI)	Total nos. shares held (VII) = (IV)+(V) + (VI)	Shareholding as a % of total no. of shares (calculated as per SCRR, 1957) (VIII) As a % of (A+B+C2)	Number of Voting Rights held in each class of securities(IX)			Total as a % of Total Voting rights	No. Of Shares Underlying Outstanding convertible securities (X)	No. of Shares Underlying Outstanding Warrants (Xi)	No. Of Shares Underlying Outstanding convertible securities and No. Of Warrants (Xi) (a)	Shareholding, as a % assuming full conversion of convertible securities ( as a percentage of diluted share capital) (Xi)=( VIII)+(X) As a % of (A+B+C2)	Number of Locked in shares (XII)		Number of Shares pledged or otherwise encumbered (XIII)		Number of equity shares held in dematerialized form (XIV)
								No of Voting (XIV) Rights								No. (a)	As a % of total Shares held (b)	No. (a)	As a % of total Shares held (b)	
								Class eg: X	Class eg:Y	Total										
A Table II - Statement showing shareholding pattern of the Promoter and Promoter Group																				
1 Indian																				
(a)	Individuals/Hindu undivided family																			
(b)	Central Government/ State Government(s)																			
(c)	Financial Institutions/ Banks																			
(d)	Any Other (specify)	1	228473600			228473600	27.59	228473600.00		228473600	27.59				27.59					228473600
Sub-Total (A)(1)		1	228473600			228473600	27.59	228473600.00		228473600	27.59				27.59					228473600
2 Foreign																				
(a)	Individuals (Non-Resident Individuals/ Foreign Individuals)																			
(b)	Government																			
(c)	Institutions																			
(d)	Foreign Portfolio Investor																			
(e)	Any Other (specify)																			
Sub-Total (A)(2)																				
Total Shareholding of Promoter and Promoter Group (A)=(A)(1)+(A)(2)		1	228473600			228473600	27.59	228473600.00		228473600	27.59				27.59					228473600
Details of Shares which remain unclaimed for Promoter & Promoter Group																				
B Table III - Statement showing shareholding pattern of the Public shareholder Note : Kindly show details of shareholders having more than one percentage of total no of shares. Please refer software manual.																				
1 Institutions																				
(a)	Mutual Funds	5	289571264			289571264	34.97	289571264		289571264	34.97				34.97					289571264
(b)	Venture Capital Funds																			
(c)	Alternate Investment Funds	2	3212736			3212736	0.39	3212736		3212736	0.39				0.39					3212736
(d)	Foreign Venture Capital Investors																			
(e)	Foreign Portfolio Investors	48	26873024			26873024	3.25	26873024		26873024	3.25				3.25					26873024
(f)	Financial Institutions/ Banks	1	232			232	0.00	232		232	0.00				0.00					232
(g)	Insurance Companies	1	38660712			38660712	4.67	38660712		38660712	4.67				4.67					38660712
(h)	Provident Funds/ Pension Funds																			
(i)	Any Other (specify)																			
Sub-Total (B)(1)		57	358317968			358317968	43.28	358317968.00		358317968	43.28				43.28					358317968
2 Central Government/ State Government(s)/ President of India																				
Sub-Total (B)(2)																				
3 Non-Institutions																				
(a)(i)	Individuals holding nominal share capital up to Rs. 2 lakhs	17029	87049996			87049996	10.51	87049996		87049996	10.51				10.51					76814040
(a)(ii)	Individuals holding nominal share capital in excess of Rs. 2 lakhs	1158	96080364			96080364	11.60	96080364		96080364	11.60				11.60					95787116
(b)	NBFCs registered with RBI	1	5800			5800	0.00	5800		5800	0.00				0.00					50
(c)	Employee Trusts																			
(d)	Overseas Depositories Holding DRs (balancing figure)																			
(e)	Any Other (specify)	891	58036772			58036772	7.01	58036772		58036772	7.01				7.01					57879012
Sub-Total (B)(3)		19079	241172932			241172932	29.13	241172932.00		241172932	29.13				29.13					230480218
Total Public Shareholding (B)=(B)(1)+(B)(2)+(B)(3)		19136	599490900			599490900	72.41	599490900.00		599490900	72.41				72.41					588798186
Details of the shareholders acting as persons in Concern for Public																				
Details of Shares which remain unclaimed for Public																				
C Table IV - Statement showing shareholding pattern of the Non Promoter- Non Public shareholder																				
(1)	Customer/DR Holder - Name of DR Holders (If Available)																			
(2)	Employee Benefit Trusts (under SFBS (Share based Employee Benefit) Regulations, 2014)																			
Total Non-Promoter- Non Public Shareholding (C)=(C)(1)+(C)(2)																				
Total (A+B+C)		19137	827964500			827964500	100.00	827964500.00		827964500	100.00				100.00					817271786
Total (A+B+C)		19137	827964500			827964500	100.00	827964500.00		827964500	100.00				100.00					817271786

*Shanai*




Searial No.	Category	Name of the Shareholders (I)	PAN (II)	No. of the Shareholders (I)	No. of fully paid up equity shares held (IV)	Total nos. shares held (VII) = (IV)+(V)+ (VI)
A1(d)	Any Other (specify)					
<div>Add</div> <div>Delete</div>						
1	Bodies Corporate	SUNDARAM FINANCE HOLDINGS LIMITED		1	228473600	228473600
<a href="#">Click here to go back</a>				Total	1	228473600


*[Handwritten Signature]*




Searial No.	Category	Name of the Shareholders (I)	Shareholding as a % of total no. of shares (calculated as per SCRR, 1957) (VIII) As a % of (A+B+C2)	Number of Voting Rights held in each class of securities		
				No of Voting (XIV) Rights		Total as a % of Total Voting rights
				Class eg: X	Total	
A1(d)	Any Other (specify)					
<div>AddDelete</div>						
1	Bodies Corporate	SUNDARAM FINANCE HOLDINGS LIMITED	27.59	228473600.00	228473600.00	27.59
<a href="#">Click here to go back</a>			27.59	228473600.00	228473600.00	27.59




Searial No.	Category	Name of the Shareholders (I)	No. Of Shares Underlying Outstanding convertible securities and No. Of Warrants (Xi) (a)	Shareholding , as a % assuming full conversion of convertible securities (as a percentage of diluted share capital) (XI)= (VII)+(X) As a % of	Number of equity shares held in dematerialized form (XIV)
A1(d)	Any Other (specify)				
<div>Add</div> <div>Delete</div>					
1	Bodies Corporate	SUNDARAM FINANCE HOLDINGS LIMITED		27.59	228473600
<a href="#">Click here to go back</a>				27.59	228473600



Serial No.	Category	Name of the Shareholders (I)	Reason for not providing PAN	Shareholder type
A1(d)	Any Other (specify)			
<div>Add</div> <div>Delete</div>				
1	Bodies Corporate	SUNDARAM FINANCE HOLDINGS LIMITED		Promoter Group
<a href="#">Click here to go back</a>				




Searial No.	Name of the Shareholders (I)	PAN (II)	No. of fully paid up equity shares held (IV)	Total nos. shares held (VII) = (IV)+(V)+(VI)	Shareholding as a % of total no. of shares (calculated as per SCRR, 1957) (VIII) As a % of (A+B+C2)	Number of Voting Rights held in each class (IX)	
						No of Voting (XIV) Rights	
						Class eg: X	Total
B1(a)	Mutual Funds						
<div><div>Add</div><div>Delete</div></div> <div>Disclosure of shareholder holding more than 1% of total number of shares</div>							
1	ICICI PRUDENTIAL VALUE DISCOVERY FUND		107036634	107036634	12.93	107036634.00	107036634.00
2	ADITYA BIRLA SUN LIFE TRUSTEE PRIVATE LIM		157741666	157741666	19.05	157741666.00	157741666.00
3	NIPPON LIFE INDIA TRUSTEE LTD-A/C NIPPO		53391742	53391742	6.45	53391742.00	53391742.00
4	SUNDARAM MUTUAL FUND A/C SUNDARAM		48073600	48073600	5.81	48073600.00	48073600.00
5	SBI LONG TERM EQUITY FUND		48142822	48142822	5.81	48142822.00	48142822.00
<a href="#">Click here to go back</a>			Total	414386464	50.05	414386464.00	414386464.00






Searial No.	Name of the Shareholders (I)	of securities	Shareholding , as a % assuming full conversion of convertible securities (as a percentage of diluted share capital) (XI)= (VII)+(X) As a % of (A+B+C2)	Number of equity shares held in dematerialized form (XIV)	Reason for not providing PAN
		Total as a % of Total Voting rights			
B1(a)	Mutual Funds				
<div>AddDelete</div>					
1	ICICI PRUDENTIAL VALUE DISCOVERY FUND	12.93	12.93	107036634	
2	ADITYA BIRLA SUN LIFE TRUSTEE PRIVATE LIM	19.05	19.05	157741666	
3	NIPPON LIFE INDIA TRUSTEE LTD-A/C NIPPO	6.45	6.45	53391742	
4	SUNDARAM MUTUAL FUND A/C SUNDARAM	5.81	5.81	48073600	
5	SBI LONG TERM EQUITY FUND	5.81	5.81	48142822	
Click here to go back		50.05	50.05	414386464	




Searial No.	Name of the Shareholders (I)	PAN (II)	No. of fully paid up equity shares held (IV)	Total nos. shares held (VII) = (IV)+(V)+(VI)	Shareholding as a % of total no. of shares (calculated as per SCRR, 1957) (VIII) As a % of (A+B+C2)	Number of Voting Rights held in each class (IX)	
						No of Voting (XIV) Rights	
						Class eg: X	Total
B1(g)	Insurance Companies						
<div><div>Add</div><div>Delete</div></div> <div>Disclosure of shareholder holding more than 1% of total number of shares</div>							
1	ICICI PRUDENTIAL LIFE INSURANCE COMPAN		55324812	55324812	6.68	55324812.00	55324812.00
<a href="#">Click here to go back</a>		Total	55324812	55324812	6.68	55324812.00	55324812.00




Searial No.	Name of the Shareholders (I)	of securities	Shareholding , as a % assuming full conversion of convertible securities (as a percentage of diluted share capital) (XI)= (VII)+(X) As a % of (A+B+C2)	Number of equity shares held in dematerialized form (XIV)	Reason for not providing PAN
		Total as a % of Total Voting rights			
B1(g)	Insurance Companies				
<div>AddDelete</div>					
1	ICICI PRUDENTIAL LIFE INSURANCE COMPAN	6.68	6.68	55324812	
Click here to go back		6.68	6.68	55324812	

*[Handwritten Signature]*




Searial No.	Category	Category / More than 1 percentage	Name of the Shareholders (I)
<b>B3(e) Any Other (specify)</b>			
<input type="button" value="Add"/> <input type="button" value="Delete"/>			
1	Clearing Members	Category	
2	Director or Director's Relatives	Category	
3	Bodies Corporate	Category	
4	LLP	Category	
5	HUF	Category	
6	Non-Resident Indian (NRI)	Category	
7	Foreign Nationals	Category	
8	Trusts	Category	
9	IEPF	Category	
<a href="#">Click here to go back</a>			


*[Signature]*



Searial No.	Category	PAN (II)	No. of the Shareholders (I)	No. of fully paid up equity shares held (IV)	Total nos. shares held (VII) = (IV)+(V)+(VI)	Shareholding as a % of total no. of shares (calculated as per SCRR, 1957) (VIII) As a % of (A+B+C2)	Number of Vo
							No of Vo
							Class eg: X
B3(e)	Any Other (specify)						
<div>AddDelete</div>							
1	Clearing Members		60	4127976	4127976	0.50	4127976
2	Director or Director's Relatives		5	135952	135952	0.02	135952
3	Bodies Corporate		160	40307216	40307216	4.87	40307216
4	LLP		17	706092	706092	0.09	706092
5	HUF		255	3159956	3159956	0.38	3159956
6	Non-Resident Indian (NRI)		391	4892184	4892184	0.59	4892184
7	Foreign Nationals		1	9628	9628	0.00	9628
8	Trusts		1	11600	11600	0.00	11600
9	IEPF		1	4686168	4686168	0.57	4686168
Total			891	58036772	58036772	7.02	58036772.00



Searial No.	Category	Voting Rights held in each class of securities		Shareholding , as a % assuming full conversion of convertible securities (as a percentage of diluted share capital) (XI)= (VII)+(X) As a % of (A+B+C2)	Number of equity shares held in dematerialized form (XIV)	Reason for not providing PAN
		Voting (XIV) rights	Total as a % of Total Voting rights			
		Total				
B3(e)	Any Other (specify)					
<div>AddDelete</div>						
1	Clearing Members	4127976	0.50	0.50	4127976	
2	Director or Director's Relatives	135952	0.02	0.02	135952	
3	Bodies Corporate	40307216	4.87	4.87	40165232	
4	LLP	706092	0.09	0.09	699944	
5	HUF	3159956	0.38	0.38	3159956	
6	Non-Resident Indian (NRI)	4892184	0.59	0.59	4882556	
7	Foreign Nationals	9628	0.00	0.00	9628	
8	Trusts	11600	0.00	0.00	11600	
9	IEPF	4686168	0.57	0.57	4686168	
		58036772.00	7.02	7.02	57879012	




## General information about company


Scrip code	
NSE Symbol	NOTLISTED
MSEI Symbol	NOTLISTED
ISIN	
Name of the company	TVS Holdings Private Limited
Whether company is SME	No
Class of Security	Equity Shares
Type of report	Quarterly
Quarter Ended / Half year ended/Date of Report (For Prelisting / Allotment)	11-02-2022
Date of allotment / extinguishment (in case Capital Restructuring selected) / Listing Date	
Shareholding pattern filed under	Regulation 31 (1) (b)
Whether the listed entity is Public Sector Undertaking (PSU)?	No

### Note:

Since, the Company is proposed to be merged with Sundaram-Clayton Limited, the requirement to provide Post-Scheme Shareholding Pattern of Equity Shareholders is not applicable.



Sr. No.	Particular	Yes/No	Promoter and Promoter Group	Public shareholder	Non Promoter- Non Public
1	Whether the Listed Entity has issued any partly paid up shares?	No	No	No	No
2	Whether the Listed Entity has issued any Convertible Securities ?	No	No	No	No
3	Whether the Listed Entity has issued any Warrants ?	No	No	No	No
4	Whether the Listed Entity has any shares against which depository receipts are issued?	No	No	No	No
5	Whether the Listed Entity has any shares in locked-in?	No	No	No	No
6	Whether any shares held by promoters are pledge or otherwise encumbered?	No	No		
7	Whether company has equity shares with differential voting rights?	No	No	No	No
8	Whether the listed entity has any significant beneficial owner?	Yes			





**Table I - Summary Statement holding of specified securities**

**Note : Data will be automatically populated from shareholding pattern sheet - Data Entry Restricted in this sheet**


Category (I)	Category of shareholder (II)	Nos. Of shareholders (III)	No. of fully paid up equity shares held (IV)	No. Of Partly paid- up equity shares held (V)	No. Of shares underlying Depository Receipts (VI)	Total nos. shares held (VII) = (IV)+(V)+ (VI)
(A)	Promoter & Promoter Group	5	200000000			200000000
(B)	Public					
(C)	Non Promoter- Non Public					
(C1)	Shares underlying DRs					
(C2)	Shares held by Employee Trusts					
	<b>Total</b>	<b>5</b>	<b>200000000</b>			<b>200000000</b>



**Table I - Summary Statement holding of specific**

**Note : Data will be automatically populated from**


Category y (I)	Category of shareholder (II)	Shareholding as a % of total no. of shares (calculated as per SCRR, 1957) (VIII) As a % of (A+B+C2)	Number of Voting Rightsheld in each class of securities(IX)			
			No of Voting (XIV) Rights			Total as a % of (A+B+C)
			Class eg: X	Class eg:y	Total	
(A)	Promoter & Promoter Group	100.00	20,00,00,000.00		200000000.00	100.00
(B)	Public					
(C)	Non Promoter- Non Public					
(C1)	Shares underlying DRs					
(C2)	Shares held by Employee Trusts					
	<b>Total</b>	<b>100</b>	<b>200000000.00</b>		<b>200000000.00</b>	<b>100.00</b>



**Table I - Summary Statement holding of specific**

**Note : Data will be automatically populated from**


Category (I)	Category of shareholder (II)	No. Of Shares Underlying Outstanding convertible securities (X)	No. of Shares Underlying Outstanding Warrants (Xi)	No. Of Shares Underlying Outstanding convertible securities and No. Of Warrants (Xi) (a)	Shareholding , as a % assuming full conversion of convertible securities ( as a percentage of diluted share capital) (XI)= (VII)+(X) As a % of (A+B+C2)
(A)	Promoter & Promoter Group				100.00
(B)	Public				
(C)	Non Promoter- Non Public				
(C1)	Shares underlying DRs				
(C2)	Shares held by Employee Trusts				
	<b>Total</b>				<b>100</b>




**Table I - Summary Statement holding of specific**

**Note : Data will be automatically populated from**


Category y (I)	Category of shareholder (II)	Number of Locked in shares (XII)		Number of Shares pledged or otherwise encumbered (XIII)		Number of equity shares held in dematerialized form (XIV)
		No. (a)	As a % of total Shares held (b)	No. (a)	As a % of total Shares held (b)	
(A)	Promoter & Promoter Group					0
(B)	Public					
(C)	Non Promoter- Non Public					
(C1)	Shares underlying DRs					
(C2)	Shares held by Employee Trusts					
	<b>Total</b>					<b>0</b>




Sr.	Category & Name of the Shareholders (I)	Nos. Of shareholders (III)	No. of fully paid up equity shares held (IV)	No. Of Partly paid-up equity shares held (V)	No. Of shares underlying Depository Receipts (VI)	Total nos. shares held (VII) = (IV)+(V)+ (VI)	Shareholding as a % of total no. of shares (calculated as per SCRR, 1957) (VIII) As a % of (A+B+C2)	Number of Voting Rights held in each class of securities(IX)				No. Of Shares Underlying Outstanding convertible securities (X)	No. of Shares Underlying Outstanding Warrants (Xi)	No. Of Shares Underlying Outstanding convertible securities and No. Of Warrants (Xi) (a)	Shareholding , as a % assuming full conversion of convertible securities ( as a percentage of diluted share capital) (XI)= (VII)+(X) As a % of (A+B+C2)	Number of Locked in shares (XII)		Number of Shares pledged or otherwise encumbered (XIII)		Number of equity shares held in dematerialized form (XIV)
								No of Voting (XIV)Rights			Total as a % of Total Voting rights					No. (a)	As a % of total Shares held (b)	No. (a)	As a % of total Shares held (b)	
								Class eg: X	Class eg:Y	Total										
A Table II - Statement showing shareholding pattern of the Promoter and Promoter Group																				
(1)	Indian																			
(a)	Individuals/Hindu undivided Family	3	39783040			39783040	19.89	39783040.00		39783040	19.89				19.89					0
(b)	Central Government/ State Government(s)																			
(c)	Financial Institutions/ Banks																			
(d)	Any Other (specify)	1	157696280			157696280	78.85	157696280.00		157696280	78.85				78.85					0
Sub-Total (A)(1)		4	197479320			197479320	98.74	197479320.00		197479320	98.74				98.74					0
(2)	Foreign																			
(a)	Individuals (NonResident Individuals/ Foreign Individuals)	1	2520680			2520680	1.26	2520680.00		2520680	1.26				1.26					0
(b)	Government																			
(c)	Institutions																			
(d)	Foreign Portfolio Investor																			
(e)	Any Other (specify)																			
Sub-Total (A)(2)		1	2520680			2520680	1.26	2520680.00		2520680	1.26				1.26					0
Total Shareholding of Promoter and Promoter Group (A)=(A)(1)+(A)(2)		5	200000000			200000000	100.00	200000000.00		200000000	100.00				100.00					0
Details of Shares which remain unclaimed for Promoter & Promoter Group																				
B Table III - Statement showing shareholding pattern of the Public shareholder Note : Kindly show details of shareholders having more than one percentage of total no of shares. Please refer software manual.																				
(1)	Institutions																			
(a)	Mutual Funds																			
(b)	Venture Capital Funds																			
(c)	Alternate Investment Funds																			
(d)	Foreign Venture Capital Investors																			
(e)	Foreign Portfolio Investors																			
(f)	Financial Institutions/ Banks																			
(g)	Insurance Companies																			
(h)	Provident Funds/ Pension Funds																			
(i)	Any Other (specify)																			
Sub-Total (B)(1)																				
(2)	Central Government/ State Government(s)/ President of India																			
Sub-Total (B)(2)																				
(3)	Non-Institutions																			
(a)(i)	Individuals - i.Individual shareholders holding nominal share capital up to Rs. 2 lakhs.																			
(a)(ii)	Individuals - ii. Individual shareholders holding nominal share capital in excess of Rs. 2 lakhs.																			
(b)	NBFCs registered with RBI																			
(c)	Employee Trusts																			
(d)	Overseas Depositories (holding DRs) (balancing figure)																			
(e)	Any Other (specify)																			
Sub-Total (B)(3)																				
Total Public Shareholding (B)=(B)(1)+(B)(2)+(B)(3)																				
Details of the shareholders acting as persons in Concert for Public																				
Details of Shares which remain unclaimed for Public																				
C Table IV - Statement showing shareholding pattern of the Non Promoter- Non Public shareholder																				
(1)	Custodian/DR Holder - Name of DR Holders (If Available)																			
(2)	Employee Benefit Trust (under SEBI (Share based Employee Benefit) Regulations, 2014)																			
Total NonPromoter- Non Public Shareholding (C)= (C)(1)+(C)(2)																				
Total (A+B+C)		5	200000000			200000000	100.00	200000000.00		200000000	100.00				100.00					0
Total (A+B+C)		5	200000000			200000000	100.00	200000000.00		200000000	100.00				100.00					0



Searial No.	Name of the Shareholders (I)	PAN (II)	No. of fully paid up equity shares held (IV)	Total nos. shares held (VII) = (IV)+(V)+(VI)	Shareholding as a % of total no. of shares (calculated as per SCRR, 1957) (VIII) As a % of (A+B+C2)	Number of Voting
						No of Voting
						Class eg:X
A1(a)	Individuals/Hindu undivided Family					
<div><div>Add</div><div>Delete</div></div>						
1	Venu Srinivasan		36399320	36399320	18.20	36399320.00
2	Mallika Srinivasan		863040	863040	0.43	863040.00
3	Dr. Lakshmi Venu		2520680	2520680	1.26	2520680.00
<a href="#">Click here to go back</a>			Total	39783040	39783040	19.89



Searial No.	Name of the Shareholders (I)	g Rights held in each class of securities		No. Of Shares Underlying Outstanding convertible securities and No. Of Warrants (Xi) (a)	Shareholding , as a % assuming full conversion of convertible securities (as a percentage of diluted share capital) (XI)= (VII)+(Xi)(a) As a % of (A+B+C2)	Number of equity shares held in dematerialized form (XIV)
		(XIV) Rights	Total as a % of Total Voting rights			
		Total				
A1(a)	Individuals/Hindu undivided Family					
<div>AddDelete</div>						
1	Venu Srinivasan	36399320.00	18.20		18.20	0
2	Mallika Srinivasan	863040.00	0.43		0.43	
3	Dr. Lakshmi Venu	2520680.00	1.26		1.26	
<a href="#">Click here to go back</a>		39783040.00	19.89		19.89	0




Searial No.	Name of the Shareholders (I)	Reason for not providing PAN	Shareholder type
<b>A1(a)</b>	<b>Individuals/Hindu undivided Family</b>		
<div>Add</div> <div>Delete</div>			
1	Venu Srinivasan		Promoter Group
2	Mallika Srinivasan		Promoter Group
3	Dr. Lakshmi Venu		Promoter Group
<a href="#">Click here to go back</a>			







Sr. No.	Details of the SBO					Details of the registered		
	Name	PAN	Passport No. in case of a foreign national	Nationality	Nationality (Applicable in case of Any other is selected)	Name	PAN	Passport No. in case of a foreign national
significant beneficial owners								
<div>AddDelete</div>								
1	Venu Srinivasan	/		India		Sundaram-Clayton DCD	/	




Sr. No.	Shareholder owner			Details of holding/ exercise of right of the SBO in the reporting company, whether direct or indirect*:				
	Name	Nationality	Nationality (Applicable in case of Any other is selected)	Whether by virtue of:				
				Shares	Voting rights	Rights on distributable dividend or any other distribution	Exercise of control	Exercise of significant influence
significant be								
<div><div>Add</div><div>Delete</div></div>								
1	Venu Srinivasan	India		100.00	0.00	0.00	No	No



Sr. No.		Date of creation / acquisition of significant beneficial interest
	Name	
significant be		
<div>Add</div> <div>De</div>		
1	Venu Srinivasan	19-02-2022




Searial No.	Category	Name of the Shareholders (I)	PAN (II)	No. of the Shareholders (I)	No. of fully paid up equity shares held (IV)	Total nos. shares held (VII) = (IV)+(V)+ (VI)
A1(d)	Any Other (specify)					
<div>AddDelete</div>						
1	Trusts	VS Trust		1	157696280	157696280
<a href="#">Click here to go back</a>			Total	1	157696280	157696280




Shareholding as a % of total no. of shares (calculated as per SCRR, 1957) (VIII) As a % of (A+B+C2)	Number of Voting Rights held in each class of securities			No. Of Shares Underlying Outstanding convertible securities and No. Of Warrants (Xi) (a)	Shareholding, as a % assuming full conversion of convertible securities (as a percentage of diluted share capital) (XI)= (VII)+(X) As a % of	Number of equity shares held in dematerialized form (XIV)	Reason for not providing PAN
	No of Voting (XIV) Rights		Total as a % of Total Voting rights				
	Class eg: X	Total					


78.85	157696280.00	157696280.00	78.85		78.85	0	
78.85	157696280.00	157696280.00	78.85		78.85	0	




Searial No.	Name of the Shareholders (I)	PAN (II)	No. of fully paid up equity shares held (IV)	Total nos. shares held (VII) = (IV)+(V)+ (VI)	Shareholding as a % of total no. of shares (calculated as per SCRR, 1957) (VIII) As a % of (A+B+C2)	Number of Votin	
						No of Vo Rig	
						Class eg: X	
A2(a)	Individuals (NonResident Individuals/ Foreign Individuals)						
<div>AddDelete</div>							
1	Sudarshan Venu		2520680	2520680	1.26	2520680.00	
Click here to go back			Total	2520680	2520680	1.26	2520680.00



Searial No.	Name of the Shareholders (I)	g Rights held in each class of securities		No. Of Shares Underlying Outstanding convertible securities and No. Of Warrants (Xi) (a)	Shareholding , as a % assuming full conversion of convertible securities (as a percentage of diluted share capital) (XI)= (VII)+(X) As a % of (A+B+C2)	Number of equity shares held in dematerialized form (XIV)
		Voting (XIV) ghts	Total as a % of Total Voting rights			
		Total				
A2(a)	Individuals (NonResident Individuals/ Foreign Individuals)					
<div>AddDelete</div>						
1	Sudarshan Venu	2520680.00	1.26		1.26	0
Click here to go back		2520680.00	1.26		1.26	0



Searial No.	Name of the Shareholders (I)	Reason for not providing PAN	Shareholder type
A2(a)	Individuals (NonResident Individuals/ Foreign Individuals)		
<div>Add</div> <div>Delete</div>			
1	Sudarshan Venu		Promoter Group
<a href="#">Click here to go back</a>			







General information about company	
Scrip code	
NSE Symbol	
MSEI Symbol	
ISIN	
Name of the company	VS Investments Private Limited
Whether company is SME	No
Class of Security	Equity Shares
Type of report	Quarterly
Quarter Ended / Half year ended/Date of Report (For Prelisting / Allotment)	11-02-2022
Date of allotment / extinguishment (in case Capital Restructuring selected) / Listing Date	
Shareholding pattern filed under	Regulation 31 (1) (b)
Whether the listed entity is Public Sector Undertaking (PSU)?	No

**Note:**

Since, the Company is proposed to be merged with Sundaram-Clayton Limited, the requirement to provide Post-Scheme Shareholding Pattern of Equity Shareholders is not applicable.




Sr. No.	Particular	Yes/No	Promoter and Promoter Group	Public shareholder	Non Promoter- Non Public
1	Whether the Listed Entity has issued any partly paid up shares?	No	No	No	No
2	Whether the Listed Entity has issued any Convertible Securities ?	No	No	No	No
3	Whether the Listed Entity has issued any Warrants ?	No	No	No	No
4	Whether the Listed Entity has any shares against which depository receipts are issued?	No	No	No	No
5	Whether the Listed Entity has any shares in locked-in?	No	No	No	No
6	Whether any shares held by promoters are pledge or otherwise encumbered?	No	No		
7	Whether company has equity shares with differential voting rights?	No	No	No	No
8	Whether the listed entity has any significant beneficial owner?	Yes			



**Table I - Summary Statement holding of specified securities**

**Note : Data will be automatically populated from shareholding pattern sheet - Data Entry Restricted in this sheet**


Category (I)	Category of shareholder (II)	Nos. Of shareholders (III)	No. of fully paid up equity shares held (IV)	No. Of Partly paid- up equity shares held (V)	No. Of shares underlying Depository Receipts (VI)	Total nos. shares held (VII) = (IV)+(V)+ (VI)
(A)	Promoter & Promoter Group	2	100000			100000
(B)	Public					
(C)	Non Promoter- Non Public					
(C1)	Shares underlying DRs					
(C2)	Shares held by Employee Trusts					
	<b>Total</b>	<b>2</b>	<b>100000</b>			<b>100000</b>



**Table I - Summary Statement holding of specific**

**Note : Data will be automatically populated from**


Category Y (I)	Category of shareholder (II)	Shareholding as a % of total no. of shares (calculated as per SCRR, 1957) (VIII) As a % of (A+B+C2)	Number of Voting Rights held in each class of securities (IX)			
			No of Voting (XIV) Rights			Total as a % of (A+B+C)
			Class eg: X	Class eg: y	Total	
(A)	Promoter & Promoter Group	100.00	1,00,000.00		100000.00	100.00
(B)	Public					
(C)	Non Promoter- Non Public					
(C1)	Shares underlying DRs					
(C2)	Shares held by Employee Trusts					
	Total	100	100000.00		100000.00	100.00



**Table I - Summary Statement holding of specific**

**Note :** Data will be automatically populated from


Category (I)	Category of shareholder (II)	No. Of Shares Underlying Outstanding convertible securities (X)	No. of Shares Underlying Outstanding Warrants (Xi)	No. Of Shares Underlying Outstanding convertible securities and No. Of Warrants (Xi) (a)	Shareholding , as a % assuming full conversion of convertible securities ( as a percentage of diluted share capital) (XI)= (VII)+(X) As a % of (A+B+C2)
(A)	Promoter & Promoter Group				100.00
(B)	Public				
(C)	Non Promoter- Non Public				
(C1)	Shares underlying DRs				
(C2)	Shares held by Employee Trusts				
	<b>Total</b>				<b>100</b>




**Table I - Summary Statement holding of specific**

**Note : Data will be automatically populated from**


Category y (I)	Category of shareholder (II)	Number of Locked in shares (XII)		Number of Shares pledged or otherwise encumbered (XIII)		Number of equity shares held in dematerialized form (XIV)
		No. (a)	As a % of total Shares held (b)	No. (a)	As a % of total Shares held (b)	
(A)	Promoter & Promoter Group					0
(B)	Public					
(C)	Non Promoter- Non Public					
(C1)	Shares underlying DRs					
(C2)	Shares held by Employee Trusts					
	<b>Total</b>					0



Sr.	Category & Name of the Shareholders (I)	Nos. Of shareholders (III)	No. of fully paid up equity shares held (IV)	No. Of Partly paid-up equity shares held (V)	No. Of shares underlying Depository Receipts (VI)	Total nos. shares held (VII) = (IV)+(V)+ (VI)	Shareholding as a % of total no. of shares (calculated as per SCRR, 1957) (VIII) As a % of (A+B+C2)	Number of Voting Rights held in each class of securities(IX)			Total as a % of Total Voting rights	No. Of Shares Underlying Outstanding convertible securities (X)	No. of Shares Underlying Outstanding Warrants (XI)	No. Of Shares Underlying Outstanding convertible securities and No. Of Warrants (XI) (a)	Shareholding , as a % assuming full conversion of convertible securities { as a percentage of diluted share capital) (XI)= (VII)+(X) As a % of (A+B+C2)	Number of Locked in shares (XII)		Number of Shares pledged or otherwise encumbered (XIII)		Number of equity shares held in dematerialized form (XIV)
								No of Voting (XIV)Rights								No. (a)	As a % of total Shares held (b)	No. (a)	As a % of total Shares held (b)	
								Class eg: X	Class eg:Y	Total										
A	Table II - Statement showing shareholding pattern of the Promoter and Promoter Group																			
(1)	Indian																			
(a)	Individuals/Hindu undivided Family	1	1			1	0.00	1.00		1	0.00			0.00						0
(b)	Central Government/ State Government(s)																			
(c)	Financial Institutions/ Banks																			
(d)	Any Other (specify)	1	99999			99999	100.00	99999.00		99999	100.00			100.00						0
	Sub-Total (A)(1)	2	100000			100000	100.00	100000.00		100000	100.00			100.00						0
(2)	Foreign																			
(a)	Individuals (NonResident Individuals/ Foreign Individuals)																			
(b)	Government																			
(c)	Institutions																			
(d)	Foreign Portfolio Investor																			
(e)	Any Other (specify)																			
	Sub-Total (A)(2)																			
	Total Shareholding of Promoter and Promoter Group (A)=(A)(1)+(A)(2)	2	100000			100000	100.00	100000.00		100000	100.00			100.00						0
	Details of Shares which remain unclaimed for Promoter & Promoter Group																			
B	Table III - Statement showing shareholding pattern of the Public shareholder <div>Note : Kindly show details of shareholders having more than one percentage of total no of shares. Please refer software manual.</div>																			
(1)	Institutions																			
(a)	Mutual Funds																			
(b)	Venture Capital Funds																			
(c)	Alternate Investment Funds																			
(d)	Foreign Venture Capital Investors																			
(e)	Foreign Portfolio Investors																			
(f)	Financial Institutions/ Banks																			
(g)	Insurance Companies																			
(h)	Provident Funds/ Pension Funds																			
(i)	Any Other (specify)																			
	Sub-Total (B)(1)																			
(2)	Central Government/ State Government(s)/ President of India																			
	Sub-Total (B)(2)																			
(3)	Non-Institutions																			
(a)(i)	Individuals - i. Individual shareholders holding nominal share capital up to Rs. 2 lakhs.																			
(a)(ii)	Individuals - ii. Individual shareholders holding nominal share capital in excess of Rs. 2 lakhs.																			
(b)	NBFCs registered with RBI																			
(c)	Employee Trusts																			
(d)	Overseas Depositories (holding DRs) (balancing figure)																			
(e)	Any Other (specify)																			
	Sub-Total (B)(3)																			
	Total Public Shareholding (B)=(B)(1)+(B)(2)+(B)(3)																			
	Details of the shareholders acting as persons in Concert for Public																			
	Details of Shares which remain unclaimed for Public																			
C	Table IV - Statement showing shareholding pattern of the Non Promoter- Non Public shareholder																			
(1)	Custodian/DR Holder - Name of DR Holders (If Available)																			
(2)	Employee Benefit Trust (under SEBI (Share based Employee Benefit) Regulations, 2014)																			
	Total NonPromoter- Non Public Shareholding (C)= (C)(1)+(C)(2)																			
	Total ( A+B+C2 )	2	100000			100000	100.00	100000.00		100000	100.00			100.00						0
	Total (A+B+C)	2	100000			100000	100.00	100000.00		100000	100.00			100.00						0




Searial No.	Name of the Shareholders (I)	PAN (II)	No. of fully paid up equity shares held (IV)	Total nos. shares held (VII) = (IV)+(V)+(VI)	Shareholding as a % of total no. of shares (calculated as per SCRR, 1957) (VIII) As a % of (A+B+C2)	Number of Voting Rights held in each securities	
						No of Voting (XIV) Rights	
						Class eg:X	Total
A1(a)	Individuals/Hindu undivided Family						
<div>AddDelete</div>							
1	Venu Srinivasan		1	1	0.00	1.00	1.00
<a href="#">Click here to go back</a>		Total	1	1	0.00	1.00	1.00







Searial No.	Name of the Shareholders (I)	class of	No. Of Shares Underlying Outstanding convertible securities and No. Of Warrants (Xi) (a)	Shareholding , as a % assuming full conversion of convertible securities (as a percentage of diluted share capital) (XI)= (VII)+(Xi)(a) As a % of (A+B+C2)	Number of equity shares held in dematerialized form (XIV)	Reason for not providing PAN	Shareholder type
		Total as a % of Total Voting rights					
A1(a)	Individuals/Hindu undivided Family						
<div>AddDelete</div>							
1	Venu Srinivasan	0.00		0.00	0		Promoter
<a href="#">Click here to go back</a>		0.00		0.00	0		




Sr. No.	Details of the SBO						
	Name	PAN	Passport No. in case of a foreign national	Nationality	Nationality (Applicable in case of Any other is selected)	Name	PAN
significant beneficial owners							
<div>Add</div> <div>Delete</div>							
1	Venu Srinivasan			India		VS Trust	




Sr. No.	Details of the registered owner				Details of holding/ exercise of right of the SBO in the reportir whether direct or indirect*:			
	Name	Passport No. in case of a foreign national	Nationality	Nationality (Applicable in case of Any other is selected)	Whether by virtue of:			
					Shares	Voting rights	Rights on distributable dividend or any other distribution	Exercise of control
significant be								
<div><div>Add</div><div>De</div></div>								
1	Venu Srinivasan		India		100.00	0.00	0.00	No




Sr. No.	ing company,		Date of creation / acquisition of significant beneficial interest
	Name		
		Exercise of significant influence	
significant be			
<div><div>Add</div><div>Del</div></div>			
1	Venu Srinivasan	No	29-09-2021




Serial No.	Category	Name of the Shareholders (I)	PAN (II)	No. of the Shareholders (I)	No. of fully paid up equity shares held (IV)
A1(d)	Any Other (specify)				
<div>Add</div> <div>Delete</div>					
1	Trusts	VS Trust		1	99999
<a href="#">Click here to go back</a>				Total	1 99999



Searial No.	Category	Total nos. shares held (VII) = (IV)+(V)+(VI)	Shareholding as a % of total no. of shares (calculated as per SCRR, 1957) (VIII) As a % of (A+B+C2)	Number of Voting Rights held in each class of securities		
				No of Voting (XIV) Rights		Total as a % of Total Voting rights
				Class eg: X	Total	
A1(d)	Any Other (specify)					
<div>AddDelete</div>						
1	Trusts	99999	100.00	99999.00	99999.00	100.00
<a href="#">Click here to go back</a>		99999	100.00	99999.00	99999.00	100.00




Searial No.	Category	No. Of Shares Underlying Outstanding convertible securities and No. Of Warrants (Xi) (a)	Shareholding , as a % assuming full conversion of convertible securities (as a percentage of diluted share capital) (XI)= (VII)+(X) As a % of	Number of equity shares held in dematerialized form (XIV)	Reason for not providing PAN	Shareholder type
A1(d)	Any Other (specify)					
<div>Add</div> <div>Delete</div>						
1	Trusts		100.00	0		Promoter
<a href="#">Click here to go back</a>			100.00	0		




## Sundaram-Clayton DCD Limited – Pre-Scheme Shareholding Pattern of Equity Shareholders as on 11th February 2022

General information about company	
Scrip code	
NSE Symbol	NOTLISTED
MSEI Symbol	NOTLISTED
ISIN	
Name of the company	SUNDARAM-CLAYTON DCD LIMITED
Whether company is SME	No
Class of Security	Equity Shares
Type of report	Quarterly
Quarter Ended / Half year ended/Date of Report (For Prelisting / Allotment)	11-02-2022
Date of allotment / extinguishment (in case Capital Restructuring selected) / Listing Date	
Shareholding pattern filed under	Regulation 31 (1) (b)
Whether the listed entity is Public Sector Undertaking (PSU)?	No






Sr. No.	Particular	Yes/No	Promoter and Promoter Group	Public shareholder	Non Promoter- Non Public
1	Whether the Listed Entity has issued any partly paid up shares?	No	No	No	No
2	Whether the Listed Entity has issued any Convertible Securities ?	No	No	No	No
3	Whether the Listed Entity has issued any Warrants ?	No	No	No	No
4	Whether the Listed Entity has any shares against which depository receipts are issued?	No	No	No	No
5	Whether the Listed Entity has any shares in locked-in?	No	No	No	No
6	Whether any shares held by promoters are pledge or otherwise encumbered?	No	No		
7	Whether company has equity shares with differential voting rights?	No	No	No	No
8	Whether the listed entity has any significant beneficial owner?	Yes			



**Table I - Summary Statement holding of specified securities**

**Note :** Data will be automatically populated from shareholding pattern sheet - Data Entry Restricted in this sheet


Category (I)	Category of shareholder (II)	Nos. Of shareholders (III)	No. of fully paid up equity shares held (IV)	No. Of Partly paid- up equity shares held (V)	No. Of shares underlying Depository Receipts (VI)	Total nos. shares held (VII) = (IV)+(V)+ (VI)
(A)	Promoter & Promoter Group	7	2500			2500
(B)	Public					
(C)	Non Promoter- Non Public					
(C1)	Shares underlying DRs					
(C2)	Shares held by Employee Trusts					
	<b>Total</b>	<b>7</b>	<b>2500</b>			<b>2500</b>



**Table I - Summary Statement holding of specific**

**Note : Data will be automatically populated from**


Category y (I)	Category of shareholder (II)	Shareholding as a % of total no. of shares (calculated as per SCRR, 1957) (VIII) As a % of (A+B+C2)	Number of Voting Rightsheld in each class of securities(IX)			
			No of Voting (XIV) Rights			Total as a % of (A+B+C)
			Class eg: X	Class eg:y	Total	
(A)	Promoter & Promoter Group	100.00	2,500.00		2500.00	100.00
(B)	Public					
(C)	Non Promoter- Non Public					
(C1)	Shares underlying DRs					
(C2)	Shares held by Employee Trusts					
	<b>Total</b>	<b>100</b>	<b>2500.00</b>		<b>2500.00</b>	<b>100.00</b>



**Table I - Summary Statement holding of specific**

**Note : Data will be automatically populated from**


Category (I)	Category of shareholder (II)	No. Of Shares Underlying Outstanding convertible securities (X)	No. of Shares Underlying Outstanding Warrants (Xi)	No. Of Shares Underlying Outstanding convertible securities and No. Of Warrants (Xi) (a)	Shareholding , as a % assuming full conversion of convertible securities ( as a percentage of diluted share capital) (XI)= (VII)+(X) As a % of (A+B+C2)
(A)	Promoter & Promoter Group				100.00
(B)	Public				
(C)	Non Promoter- Non Public				
(C1)	Shares underlying DRs				
(C2)	Shares held by Employee Trusts				
	<b>Total</b>				<b>100</b>



**Table I - Summary Statement holding of specific**

**Note : Data will be automatically populated from**


Category (I)	Category of shareholder (II)	Number of Locked in shares (XII)		Number of Shares pledged or otherwise encumbered (XIII)		Number of equity shares held in dematerialized form (XIV)
		No. (a)	As a % of total Shares held (b)	No. (a)	As a % of total Shares held (b)	
(A)	Promoter & Promoter Group					0
(B)	Public					
(C)	Non Promoter- Non Public					
(C1)	Shares underlying DRs					
(C2)	Shares held by Employee Trusts					
	<b>Total</b>					0




Sr.	Category & Name of the Shareholders (i)	Nos. Of shareholders (iii)	No. of fully paid up equity shares held (iv)	No. Of Partly paid-up equity shares held (v)	No. Of shares underlying Depository Receipts (vi)	Total nos. shares held (vii) = (iv)+(v)+ (vi)	Shareholding as a % of total no. of shares (calculated as per SCRR, 1957) (viii) As a % of (A+B+C2)	Number of Voting Rights held in each class of securities (ix)				No. Of Shares Underlying Outstanding convertible securities (x)	No. of Shares Underlying Outstanding Warrants (xi)	No. Of Shares Underlying Outstanding convertible securities and No. Of Warrants (xi) (a)	Shareholding , as a % assuming full conversion of convertible securities ( as a percentage of diluted share capital) (xi)= (vii)+(x) As a % of (A+B+C2)	Number of Locked in shares (xii)		Number of Shares pledged or otherwise encumbered (xiii)		Number of equity shares held in dematerialized form (xiv)
								No of Voting (XIV)Rights			Total as a % of Total Voting rights					No. (a)	As a % of total Shares held (b)	No. (a)	As a % of total Shares held (b)	
								Class eg: X	Class eg:y	Total										
A	Table II - Statement showing shareholding pattern of the Promoter and Promoter Group																			
(1)	Indian																			
(a)	Individuals/Hindu undivided Family	6	6			6	0.24	6.00		6	0.24				0.24					
(b)	Central Government/ State Government(s)																			
(c)	Financial Institutions/ Banks																			
(d)	Any Other (specify)	1	2494			2494	99.76	2494.00		2494	99.76				99.76					0
Sub-Total (A)(1)		7	2500			2500	100.00	2500.00		2500	100.00				100.00					0
(2)	Foreign																			
(a)	Individuals (NonResident Individuals/ Foreign Individuals)																			
(b)	Government																			
(c)	Institutions																			
(d)	Foreign Portfolio Investor																			
(e)	Any Other (specify)																			
Sub-Total (A)(2)																				
Total Shareholding of Promoter and Promoter Group (A)=(A)(1)+(A)(2)		7	2500			2500	100.00	2500.00		2500	100.00				100.00					0
	Details of Shares which remain unclaimed for Promoter & Promoter Group																			
B	Table III - Statement showing shareholding pattern of the Public shareholder Note : Kindly show details of shareholders having more than one percentage of total no of shares. Please refer software manual.																			
(1)	Institutions																			
(a)	Mutual Funds																			
(b)	Venture Capital Funds																			
(c)	Alternate Investment Funds																			
(d)	Foreign Venture Capital Investors																			
(e)	Foreign Portfolio Investors																			
(f)	Financial Institutions/ Banks																			
(g)	Insurance Companies																			
(h)	Provident Funds/ Pension Funds																			
(i)	Any Other (specify)																			
Sub-Total (B)(1)																				
(2)	Central Government/ State Government(s)/ President of India																			
Sub-Total (B)(2)																				
(3)	Non-institutions																			
(a)(i)	Individuals - i. Individual shareholders holding nominal share capital up to Rs. 2 lakhs.																			
(a)(ii)	Individuals - ii. Individual shareholders holding nominal share capital in excess of Rs. 2 lakhs.																			
(b)	NBFCs registered with RBI																			
(c)	Employee Trusts																			
(d)	Overseas Depositories (holding DRs) (balancing figure)																			
(e)	Any Other (specify)																			
Sub-Total (B)(3)																				
Total Public Shareholding (B)=(B)(1)+(B)(2)+(B)(3)																				
Details of the shareholders acting as persons in Concert for Public																				
Details of Shares which remain unclaimed for Public																				
C	Table IV - Statement showing shareholding pattern of the Non Promoter- Non Public shareholder																			
(1)	Custodian/DR Holder - Name of DR Holders (If Available)																			
(2)	Employee Benefit Trust (under SEBI (Share based Employee Benefit) Regulations, 2014)																			
Total NonPromoter- Non Public Shareholding (C)= (C)(1)+(C)(2)																				
Total ( A+B+C2 )		7	2500			2500	100.00	2500.00		2500	100.00				100.00					0
Total (A+B+C)		7	2500			2500	100.00	2500.00		2500	100.00				100.00					0



Searial No.	Name of the Shareholders (I)	PAN (II)	No. of fully paid up equity shares held (IV)	Total nos. shares held (VII) = (IV)+(V)+(VI)	Shareholding as a % of total no. of shares (calculated as per SCRR, 1957) (VIII) As a % of (A+B+C2)	Number of Voting Rights held in each securities	
						No of Voting (XIV) Rights	
						Class eg:X	Total
A1(a)	Individuals/Hindu undivided Family						
<div>AddDelete</div>							
1	H Lakshmanan			1	0.04	1.00	1.00
2	K Gopala Desikan			1	0.04	1.00	1.00
3	Vivek Joshi			1	0.04	1.00	1.00
4	N Srinivasa Ramanujam			1	0.04	1.00	1.00
5	R Raja Prakash			1	0.04	1.00	1.00
6	K S Srinivasan			1	0.04	1.00	1.00
<a href="#">Click here to go back</a>		Total	6	6	0.24	6.00	6.00




Searial No.	Name of the Shareholders (I)	h class of	No. Of Shares Underlying Outstanding convertible securities and No. Of Warrants (Xi) (a)	Shareholding , as a % assuming full conversion of convertible securities (as a percentage of diluted share capital) (XI)= (VII)+(Xi)(a) As a % of (A+B+C2)	Number of equity shares held in dematerialized form (XIV)	Reason for not providing PAN	Shareholder type
		Total as a % of Total Voting rights					
A1(a)	Individuals/Hindu undivided Family						
<div>AddDelete</div>							
1	H Lakshmanan	0.04		0.04	0		Promoter
2	K Gopala Desikan	0.04		0.04	0		Promoter
3	Vivek Joshi	0.04		0.04	0		Promoter
4	N Srinivasa Ramanujam	0.04		0.04	0		Promoter
5	R Raja Prakash	0.04		0.04	0		Promoter
6	K S Srinivasan	0.04		0.04	0		Promoter
<a href="#">Click here to go back</a>		0.24		0.24	0		







Sr. No.	Details of the SBO					Details of the register		
	Name	PAN	Passport No. in case of a foreign national	Nationality	Nationality (Applicable in case of Any other is selected)	Name	PAN	Passport No. in case of a foreign national
significant beneficial owners								
<div>Add</div> <div>Delete</div>								
1	Venu Srinivasan			India		Sundaram-Clayton Limited		




Sr. No.	SBO owner			Details of holding/ exercise of right of the SBO in the reporting company whether direct or indirect*:				
	Name	Nationality	Nationality (Applicable in case of Any other is selected)	Whether by virtue of:				
				Shares	Voting rights	Rights on distributable dividend or any other distribution	Exercise of control	Exercise of significant influence
significant be								
<div><div>Add</div><div>Del</div></div>								
1	Venu Srinivasan	India		100.00	0.00	0.00	No	No




Sr. No.		Date of creation / acquisition of significant beneficial interest
	Name	
significant be		
<div><div>Add</div><div>Del</div></div>		
1	Venu Srinivasan	09-02-2022




Serial No.	Category	Name of the Shareholders (I)	PAN (II)	No. of the Shareholders (I)	No. of fully paid up equity shares held (IV)
A1(d)	Any Other (specify)				
<div>Add</div> <div>Delete</div>					
1	Bodies Corporate	Sundaram-Clayton Limited		1	2494
<a href="#">Click here to go back</a>				Total	1
					2494




Searial No.	Category	Name of the Shareholders (I)	Total nos. shares held (VII) = (IV)+(V)+ (VI)	Shareholding as a % of total no. of shares (calculated as per SCRR, 1957) (VIII) As a % of (A+B+C2)	Number of Vot
					No of Vo Rig
					Class eg: X
A1(d)	Any Other (specify)				
<div>AddDelete</div>					
1	Bodies Corporate	Sundaram-Clayton Limited	2494	99.76	2494.00
<a href="#">Click here to go back</a>			2494	99.76	2494.00




Searial No.	Category	Name of the Shareholders (I)	Voting Rights held in each class of securities		No. Of Shares Underlying Outstanding convertible securities and No. Of Warrants (Xi) (a)
			Voting (XIV) rights	Total as a % of Total Voting rights	
			Total		
A1(d)	Any Other (specify)				
<div>AddDelete</div>					
1	Bodies Corporate	Sundaram-Clayton Limited	2494.00	99.76	
<a href="#">Click here to go back</a>			2494.00	99.76	



Searial No.	Category	Name of the Shareholders (I)	Shareholding , as a % assuming full conversion of convertible securities (as a percentage of diluted share capital) (XI)= (VII)+(X) As a % of	Number of equity shares held in dematerialized form (XIV)	Reason for not providing PAN
A1(d)	Any Other (specify)				
<div>AddDelete</div>					
1	Bodies Corporate	Sundaram-Clayton Limited	99.76	0	
<a href="#">Click here to go back</a>			99.76	0	




General information about company	
Scrip code	NOTLISTED
NSE Symbol	NOTLISTED
MSEI Symbol	
ISIN	
Name of the company	SUNDARAM-CLAYTON DCD LIMITED
Whether company is SME	No
Class of Security	Equity Shares
Type of report	Quarterly
Quarter Ended / Half year ended/Date of Report (For Prelisting / Allotment)	11-02-2022
Date of allotment / extinguishment (in case Capital Restructuring selected) / Listing Date	
Shareholding pattern filed under	Regulation 31 (1) (b)
Whether the listed entity is Public Sector Undertaking (PSU)?	No






Sr. No.	Particular	Yes/No	Promoter and Promoter Group	Public shareholder	Non Promoter- Non Public
1	Whether the Listed Entity has issued any partly paid up shares?	No	No	No	No
2	Whether the Listed Entity has issued any Convertible Securities ?	No	No	No	No
3	Whether the Listed Entity has issued any Warrants ?	No	No	No	No
4	Whether the Listed Entity has any shares against which depository receipts are issued?	No	No	No	No
5	Whether the Listed Entity has any shares in locked-in?	No	No	No	No
6	Whether any shares held by promoters are pledge or otherwise encumbered?	No	No		
7	Whether company has equity shares with differential voting rights?	No	No	No	No
8	Whether the listed entity has any significant beneficial owner?	Yes			



**Table I - Summary Statement holding of specified securities**

**Note : Data will be automatically populated from shareholding pattern sheet - Data Entry Restricted in this sheet**


Category (I)	Category of shareholder (II)	Nos. Of shareholders (III)	No. of fully paid up equity shares held (IV)	No. Of Partly paid- up equity shares held (V)	No. Of shares underlying Depository Receipts (VI)
(A)	Promoter & Promoter Group	6	15064079		
(B)	Public	19136	5168025		
(C)	Non Promoter- Non Public				
(C1)	Shares underlying DRs				
(C2)	Shares held by Employee Trusts				
	<b>Total</b>	<b>19142</b>	<b>20232104</b>		



**Table I - Summary Statement holding of specific**

**Note : Data will be automatically populated from**


Category y (I)	Category of shareholder (II)	Total nos. shares held (VII) = (IV)+(V)+ (VI)	Shareholding as a % of total no. of shares (calculated as per SCRR, 1957) (VIII) As a % of (A+B+C2)	Number of Voting Rights held i	
				No of Voting (XIV) Right	
				Class eg: X	Class eg:y
(A)	Promoter & Promoter Group	15064079	74.46	1,50,64,079.00	
(B)	Public	5168025	25.54	5168025.00	
(C)	Non Promoter- Non Public				
(C1)	Shares underlying DRs				
(C2)	Shares held by Employee Trusts				
	<b>Total</b>	<b>2032104</b>	<b>100</b>	<b>2032104.00</b>	



**Table I - Summary Statement holding of specific**

**Note : Data will be automatically populated from**


Category y (I)	Category of shareholder (II)	n each class of securities(IX)		No. Of Shares Underlying Outstanding convertible securities (X)	No. of Shares Underlying Outstanding Warrants (Xi)
		nts	Total as a % of (A+B+C)		
		Total			
(A)	Promoter & Promoter Group	15064079.00	74.46		
(B)	Public	5168025.00	25.54		
(C)	Non Promoter- Non Public				
(C1)	Shares underlying DRs				
(C2)	Shares held by Employee Trusts				
	Total	20232104.00	100.00		



**Table I - Summary Statement holding of specific**

**Note : Data will be automatically populated from**


Category (I)	Category of shareholder (II)	No. Of Shares Underlying Outstanding convertible securities and No. Of Warrants (XI) (a)	Shareholding , as a % assuming full conversion of convertible securities ( as a percentage of diluted share capital) (XI)= (VII)+(X) As a % of (A+B+C2)	Number of Locked in shares (XII)	
				No. (a)	As a % of total Shares held (b)
(A)	Promoter & Promoter Group		74.46		
(B)	Public		25.54		
(C)	Non Promoter- Non Public				
(C1)	Shares underlying DRs				
(C2)	Shares held by Employee Trusts				
	<b>Total</b>		<b>100</b>		



**Table I - Summary Statement holding of specific**

**Note : Data will be automatically populated from**


Category y (I)	Category of shareholder (II)	Number of Shares pledged or otherwise encumbered (XIII)		Number of equity shares held in dematerialized form (XIV)
		No. (a)	As a % of total Shares held (b)	
(A)	Promoter & Promoter Group			15064079
(B)	Public			5074777
(C)	Non Promoter- Non Public			
(C1)	Shares underlying DRs			
(C2)	Shares held by Employee Trusts			
	<b>Total</b>			<b>20138856</b>



Sr.	Category & Name of the Shareholders (I)	Nos. Of shareholders (III)	No. of fully paid up equity shares held (IV)	No. Of Partly paid-up equity shares held (V)	No. Of shares underlying Depository Receipts (VI)	Total nos. shares held (VII) = (IV)+(V)+ (VI)	Shareholding as a % of total no. of shares (calculated as per SCRR, 1957) (VIII) As a % of (A+B+C2)	Number of Voting Rights held in each class of securities (X)				No. Of Shares Underlying Outstanding convertible securities (X)	No. of Shares Underlying Outstanding Warrants (Xi)	No. Of Shares Underlying Outstanding convertible securities and No. Of Warrants (Xi) (a)	Shareholding , as a % assuming full conversion of convertible securities ( as a percentage of diluted share capital) (XI)= (VII)+(X) As a % of (A+B+C2)	Number of Locked in shares (XII)		Number of Shares pledged or otherwise encumbered (XIII)		Number of equity shares held in dematerialized form (XIV)
								No of Voting (XIV)Rights			Total as a % of Total Voting rights					No. (a)	As a % of total Shares held (b)	No. (a)	As a % of total Shares held (b)	
								Class eg: X	Class eg:Y	Total										
A	Table II - Statement showing shareholding pattern of the Promoter and Promoter Group																			
(1)	Indian																			
(a)	Individuals/Hindu undivided Family	3	2604492			2604492	12.87	2604492.00		2604492	12.87				12.87					2604492
(b)	Central Government/ State Government(s)																			
(c)	Financial Institutions/ Banks																			
(d)	Any Other (specify)	2	12294597			12294597	60.77	12294597.00		12294597	60.77				60.77					12294597
	Sub-Total (A)(1)	5	14899089			14899089	73.64	14899089.00		14899089	73.64				73.64					14899089
(2)	Foreign																			
(a)	Individuals (NonResident Individuals/ Foreign Individuals)	1	164990			164990	0.82	164990.00		164990	0.82				0.82					164990
(b)	Government																			
(c)	Institutions																			
(d)	Foreign Portfolio Investor																			
(e)	Any Other (specify)																			
	Sub-Total (A)(2)	1	164990			164990	0.82	164990.00		164990	0.82				0.82					164990
	Total Shareholding of Promoter and Promoter Group (A)=(A)(1)+(A)(2)	6	15064079			15064079	74.46	15064079.00		15064079	74.46				74.46					15064079
	Details of Shares which remain unclaimed for Promoter & Promoter Group																			
B	Table III - Statement showing shareholding pattern of the Public shareholder Note : Kindly show details of shareholders having more than one percentage of total no of shares. Please refer software manual.																			
(1)	Institutions																			
(a)	Mutual Funds	5	2496304			2496304	12.34	2496304		2496304	12.34				12.34					2496304
(b)	Venture Capital Funds																			
(c)	Alternate Investment Funds	2	27696			27696	0.14	27696		27696	0.14				0.14					27696
(d)	Foreign Venture Capital Investors																			
(e)	Foreign Portfolio Investors	48	231664			231664	1.15	231664		231664	1.15				1.15					231664
(f)	Financial Institutions/ Banks	1	2			2	0.00	2		2	0.00				0.00					2
(g)	Insurance Companies	1	333282			333282	1.65	333282		333282	1.65				1.65					333282
(h)	Provident Funds/ Pension Funds																			
(i)	Any Other (specify)																			
	Sub-Total (B)(1)	57	3088948			3088948	15.27	3088948.00		3088948	15.27				15.27					3088948
(2)	Central Government/ State Government(s)/ President of India																			
	Sub-Total (B)(2)																			
(3)	Non-Institutions																			
(a)(i)	Individuals - i. Individual shareholders holding nominal share capital up to Rs. 2 lakhs.	18183	1359327			1359327	6.72	1359327		1359327	6.72				6.72					1267386
(a)(ii)	Individuals - ii. Individual shareholders holding nominal share capital in excess of Rs. 2 lakhs.	4	219383			219383	1.08	219383		219383	1.08				1.08					219383
(b)	NBFCs registered with RBI	1	50			50	0.00	50		50	0.00				0.00					50
(c)	Employee Trusts																			
(d)	Overseas Depositories (holding DRs) (balancing figure)																			
(e)	Any Other (specify)	891	500317			500317	2.47	500317		500317	2.47				2.47					499010
	Sub-Total (B)(3)	19079	2079077			2079077	10.28	2079077.00		2079077	10.28				10.28					1985829
	Total Public Shareholding (B)=(B)(1)+(B)(2)+(B)(3)	19136	5168025			5168025	25.54	5168025.00		5168025	25.54				25.54					5074777
	Details of the shareholders acting as persons in Concert for Public																			
	Details of Shares which remain unclaimed for Public																			
C	Table IV - Statement showing shareholding pattern of the Non Promoter- Non Public shareholder																			
(1)	Custodian/DR Holder - Name of DR Holders (If Available)																			
(2)	Employee Benefit Trust (under SEBI (Share based Employee Benefit) Regulations, 2014)																			
	Total NonPromoter- Non Public Shareholding (C)= (C)(1)+(C)(2)																			
	Total ( A+B+C2 )	19142	20232104			20232104	100.00	20232104.00		20232104	100.00				100.00					20138856
	Total (A+B+C)	19142	20232104			20232104	100.00	20232104.00		20232104	100.00				100.00					20138856




Searial No.	Name of the Shareholders (I)	PAN (II)	No. of fully paid up equity shares held (IV)	Total nos. shares held (VII) = (IV)+(V)+(VI)	Shareholding as a % of total no. of shares (calculated as per SCRR, 1957) (VIII) As a % of (A+B+C2)	Number of Voting Rights held in each securities	
						No of Voting (XIV) Rights	
						Class eg:X	Total
A1(a)	Individuals/Hindu undivided Family						
<div>AddDelete</div>							
1	Venu Srinivasan		2383196	2383196	11.78	2383196.00	2383196.00
2	Mallika Srinivasan		56306	56306	0.28	56306.00	56306.00
3	Dr. Lakshmi Venu		164990	164990	0.82	164990.00	164990.00
<a href="#">Click here to go back</a>		Total	2604492	2604492	12.87	2604492.00	2604492.00







Searial No.	Name of the Shareholders (I)	class of	No. Of Shares Underlying Outstanding convertible securities and No. Of Warrants (Xi) (a)	Shareholding , as a % assuming full conversion of convertible securities (as a percentage of diluted share capital) (XI)= (VII)+(Xi)(a) As a % of (A+B+C2)	Number of equity shares held in dematerialized form (XIV)	Reason for not providing PAN	Shareholder type
		Total as a % of Total Voting rights					
A1(a)	Individuals/Hindu undivided Family						
<div>AddDelete</div>							
1	Venu Srinivasan	11.78		11.78	2383196		Promoter Group
2	Mallika Srinivasan	0.28		0.28	56306		Promoter Group
3	Dr. Lakshmi Venu	0.82		0.82	164990		Promoter Group
<a href="#">Click here to go back</a>		12.87		12.87	2604492		




Sr. No.	Details of the SBO					Details of the registered		
	Name	PAN	Passport No. in case of a foreign national	Nationality	Nationality (Applicable in case of Any other is selected)	Name	PAN	Passport No. in case of a foreign national
significant beneficial owners								
<input type="button" value="Add"/> <input type="button" value="Delete"/>								
1	Venu Srinivasan			India		VS TRUST		



Sr. No.	SBO owner			Details of holding/ exercise of right of the SBO in the reporting company, whether direct or indirect*:				
	Name	Nationality	Nationality (Applicable in case of Any other is selected)	Shares	Voting rights	Rights on distributable dividend or any other distribution	Exercise of control	Exercise of significant influence
Whether by virtue of:								
significant be								
Add Del								
1	Venu Srinivasan	India		51.03	0.00	0.00	No	No



Sr. No.		Date of creation / acquisition of significant beneficial interest
	Name	
significant be		
<div>Add</div> <div>De</div>		
1	Venu Srinivasan	04-02-2022



Serial No.	Category	Name of the Shareholders (I)	PAN (II)	No. of the Shareholders (I)	No. of fully paid up equity shares held (IV)	Total nos. shares held (VII) = (IV)+(V)+(VI)	Shareholding as a % of total no. of shares (calculated as per SCRR, 1957) (VIII) As a % of (A+B+C2)
------------	----------	------------------------------	----------	-----------------------------	--	--	---

A1(d) Any Other (specify)

Add

Delete

1	Bodies Corporate	SUNDARAM FINANCE HOLDINGS LIMITED
2	Trusts	VS TRUST
3	Trusts	Mr Venu Srinivasan as trustee of VS Trust
4	Bodies Corporate	VS Trustee Private Limited
5	Trusts	Mr Venu Srinivasan as trustee of VS PTC Trust
6	Bodies Corporate	VEE ESS Trading Private Limited
7	Trusts	Venu Srinivasan Trustee Private Limited as trust
8	Trusts	Mr Venu Srinivasan as trustee of Srinivasan Ven
9	Bodies Corporate	Venu Srinivasan Trustee Private Limited
10	Trusts	VS Trustee Private Limited as trustee of Srinivas
11	Bodies Corporate	S. Venu Trustee Private Limited
12	Bodies Corporate	Srinivasan Trading Private Limited
13	Bodies Corporate	VS Investments Private Limited
14	Bodies Corporate	T V Sundram Iyengar & Sons Private Limited

1	1969600	1969600	9.74
1	10324997	10324997	51.03
0	0	0	0.00
0	0	0	0.00
0	0	0	0.00
0	0	0	0.00
0	0	0	0.00
0	0	0	0.00
0	0	0	0.00
0	0	0	0.00
0	0	0	0.00
0	0	0	0.00
0	0	0	0.00
0	0	0	0.00


[Click here to go back](#)

Total

2 12294597 12294597 60.77




Searial No.	Category	Name of the Shareholders (I)	Number of Voting Rights held in each class of securities			No. Of Shares Underlying Outstanding convertible securities and No. Of Warrants (Xi) (a)
			No of Voting (XIV) Rights		Total as a % of Total Voting rights	
			Class eg: X	Total		
A1(d)	Any Other (specify)					
<div><div>Add</div><div>Delete</div></div>						
1	Bodies Corporate	SUNDARAM FINANCE HOLDINGS LIMITED	1969600.00	1969600.00	9.74	
2	Trusts	VS TRUST	10324997.00	10324997.00	51.03	
3	Trusts	Mr Venu Srinivasan as trustee of VS Trust	0.00	0.00	0.00	
4	Bodies Corporate	VS Trustee Private Limited	0.00	0.00	0.00	
5	Trusts	Mr Venu Srinivasan as trustee of VS PTC Trust	0.00	0.00	0.00	
6	Bodies Corporate	VEE ESS Trading Private Limited	0.00	0.00	0.00	
7	Trusts	Venu Srinivasan Trustee Private Limited as trust	0.00	0.00	0.00	
8	Trusts	Mr Venu Srinivasan as trustee of Srinivasan Ven	0.00	0.00	0.00	
9	Bodies Corporate	Venu Srinivasan Trustee Private Limited	0.00	0.00	0.00	
10	Trusts	VS Trustee Private Limited as trustee of Srinivas	0.00	0.00	0.00	
11	Bodies Corporate	S. Venu Trustee Private Limited	0.00	0.00	0.00	
12	Bodies Corporate	Srinivasan Trading Private Limited	0.00	0.00	0.00	
13	Bodies Corporate	VS Investments Private Limited	0.00	0.00	0.00	
14	Bodies Corporate	T V Sundram Iyengar & Sons Private Limited	0.00	0.00	0.00	
<a href="#">Click here to go back</a>			12294597.00	12294597.00	60.77	



Searial No.	Category	Name of the Shareholders (I)	Shareholding , as a % assuming full conversion of convertible securities (as a percentage of diluted share capital) (XI)= (VII)+(X) As a % of	Number of equity shares held in dematerialized form (XIV)	Reason for not providing PAN	Shareholder type
A1(d)	Any Other (specify)					
<div><div>Add</div><div>Delete</div></div>						
1	Bodies Corporate	SUNDARAM FINANCE HOLDINGS LIMITED	9.74	1969600		Promoter
2	Trusts	VS TRUST	51.03	10324997		Promoter Group
3	Trusts	Mr Venu Srinivasan as trustee of VS Trust	0.00	0		Promoter Group
4	Bodies Corporate	VS Trustee Private Limited	0.00	0		Promoter Group
5	Trusts	Mr Venu Srinivasan as trustee of VS PTC Trust	0.00	0		Promoter Group
6	Bodies Corporate	VEE ESS Trading Private Limited	0.00	0		Promoter Group
7	Trusts	Venu Srinivasan Trustee Private Limited as trust	0.00	0		Promoter Group
8	Trusts	Mr Venu Srinivasan as trustee of Srinivasan Ven	0.00	0		Promoter Group
9	Bodies Corporate	Venu Srinivasan Trustee Private Limited	0.00	0		Promoter Group
10	Trusts	VS Trustee Private Limited as trustee of Srinivas	0.00	0		Promoter Group
11	Bodies Corporate	S. Venu Trustee Private Limited	0.00	0		Promoter Group
12	Bodies Corporate	Srinivasan Trading Private Limited	0.00	0		Promoter Group
13	Bodies Corporate	VS Investments Private Limited	0.00	0		Promoter Group
14	Bodies Corporate	T V Sundram Iyengar & Sons Private Limited	0.00	0		Promoter Group
Click here to go back			60.77	12294597		




Searial No.	Name of the Shareholders (I)	PAN (II)	No. of fully paid up equity shares held (IV)	Total nos. shares held (VII) = (IV)+(V)+ (VI)	Shareholding as a % of total no. of shares (calculated as per SCRR, 1957) (VIII) As a % of (A+B+C2)	Number of Voting Rights held in each class of securities		
						No of Voting (XIV) Rights		Total as a % of Total Voting rights
						Class eg: X	Total	
A2(a)	Individuals (NonResident Individuals/ Foreign Individuals)							
<div>AddDelete</div>								
1	Sudarshan Venu	BKVPS7035P	164990	164990	0.82	164990.00	164990.00	0.82
Click here to go back		Total	164990	164990	0.82	164990.00	164990.00	0.82





Serial No.	Name of the Shareholders (I)	No. Of Shares Underlying Outstanding convertible securities and No. Of Warrants (Xi) (a)	Shareholding , as a % assuming full conversion of convertible securities (as a percentage of diluted share capital) (XI)= (VII)+(X) As a % of (A+B+C2)	Number of equity shares held in dematerialized form (XIV)	Reason for not providing PAN	Shareholder type
A2(a)	Individuals (NonResident Individuals/ Foreign Individuals)					
	<input type="button" value="Add"/> <input type="button" value="Delete"/>					
1	Sudarshan Venu	1000000	0.82	164990		Promoter
	<a href="#">Click here to go back</a>	1000000	0.82	164990		



Searial No.	Name of the Shareholders (I)	PAN (II)	No. of fully paid up equity shares held (IV)	Total nos. shares held (VII) = (IV)+(V)+(VI)	Shareholding as a % of total no. of shares (calculated as per SCRR, 1957) (VIII) As a % of (A+B+C2)	Number of Voting
						No of V
						R Class eg: X


**B1(a) Mutual Funds**

Add


Delete

**Disclosure of shareholder holding more than 1% of total number of shares**


1	ICICI PRUDENTIAL VALUE DISCOVERY FUND		644799	644799	3.19	644799.00
2	ADITYA BIRLA SUN LIFE TRUSTEE PRIVATE LIM		950251	950251	4.70	950251.00
3	NIPPON LIFE INDIA TRUSTEE LTD-A/C NIPPO		321637	321637	1.59	321637.00
4	SUNDARAM MUTUAL FUND A/C SUNDARAM		289600	289600	1.43	289600.00
5	SBI LONG TERM EQUITY FUND		290017	290017	1.43	290017.00
<a href="#">Click here to go back</a>		Total	2496304	2496304	12.34	2496304.00




Searial No.	Name of the Shareholders (I)	Rights held in each class of securities (IX)		Shareholding , as a % assuming full conversion of convertible securities (as a percentage of diluted share capital) (XI)= (VII)+(X) As a % of (A+B+C2)	Number of equity shares held in dematerialized form (XIV)	Reason for not providing PAN
		Voting (XIV) rights	Total as a % of Total Voting rights			
		Total				
B1(a)	Mutual Funds					
<div>Add</div> <div>Delete</div>						
1	ICICI PRUDENTIAL VALUE DISCOVERY FUND	644799.00	3.19	3.19	644799	
2	ADITYA BIRLA SUN LIFE TRUSTEE PRIVATE LIM	950251.00	4.70	4.70	960251	
3	NIPPON LIFE INDIA TRUSTEE LTD-A/C NIPPO	321637.00	1.59	1.59	321637	
4	SUNDARAM MUTUAL FUND A/C SUNDARAM	289600.00	1.43	1.43	289600	
5	SBI LONG TERM EQUITY FUND	290017.00	1.43	1.43	290017	
Click here to go back		2496304.00	12.34	12.34	2506304	




Searial No.	Name of the Shareholders (I)	PAN (II)	No. of fully paid up equity shares held (IV)	Total nos. shares held (VII) = (IV)+(V)+(VI)	Shareholding as a % of total no. of shares (calculated as per SCRR, 1957) (VIII) As a % of (A+B+C2)	Number of Voting Rights held in each class (IX)	
						No of Voting (XIV) Rights	
						Class eg: X	Total
B1(g)	Insurance Companies						
<div><div>Add</div><div>Delete</div></div> <div>Disclosure of shareholder holding more than 1% of total number of shares</div>							
1	ICICI PRUDENTIAL LIFE INSURANCE COMPAN		333282	333282	1.65	333282.00	333282.00
Click here to go back			Total	333282	1.65	333282.00	333282.00




Searial No.	Name of the Shareholders (I)	of securities	Shareholding , as a % assuming full conversion of convertible securities (as a percentage of diluted share capital) (XI)= (VII)+(X) As a % of (A+B+C2)	Number of equity shares held in dematerialized form (XIV)	Reason for not providing PAN
		Total as a % of Total Voting rights			
B1(g)	Insurance Companies				
<div>AddDelete</div>					
1	ICICI PRUDENTIAL LIFE INSURANCE COMPAN	1.65	1.65	323092	
Click here to go back		1.65	1.65	323092	




Serial No.	Category	Category / More than 1 percentage	Name of the Shareholders (I)
<b>B3(e) Any Other (specify)</b>			
<div> <div>Add</div> <div>Delete</div> </div>			
1	Clearing Members	Category	
2	Director or Director's Relatives	Category	
3	Bodies Corporate	Category	
4	LLP	Category	
5	HUF	Category	
6	Non-Resident Indian (NRI)	Category	
7	Foreign Nationals	Category	
8	Trusts	Category	
9	IEPF	Category	
<a href="#">Click here to go back</a>			



Searial No.	Category	PAN (II)	No. of the Shareholders (I)	No. of fully paid up equity shares held (IV)	Total nos. shares held (VII) = (IV)+(V)+(VI)	Shareholding as a % of total no. of shares (calculated as per SCRR, 1957) (VIII) As a % of (A+B+C2)	Number of Vo
							No of Vc
							Class eg: X
B3(e)	Any Other (specify)						
<div>AddDelete</div>							
1	Clearing Members		60	35586	35586	0.18	35586
2	Director or Director's Relatives		5	1172	1172	0.01	1172
3	Bodies Corporate		160	347476	347476	1.72	347476
4	LLP		17	6087	6087	0.03	6087
5	HUF		255	27241	27241	0.13	27241
6	Non-Resident Indian (NRI)		391	42174	42174	0.21	42174
7	Foreign Nationals		1	83	83	0.00	83
8	Trusts		1	100	100	0.00	100
9	IEPF		1	40398	40398	0.20	40398
Total			891	500317	500317	2.48	500317.00



Searial No.	Category	Voting Rights held in each class of securities		Shareholding , as a % assuming full conversion of convertible securities (as a percentage of diluted share capital) (XI)= (VII)+(X) As a % of (A+B+C2)	Number of equity shares held in dematerialized form (XIV)	Reason for not providing PAN
		Voting (XIV) rights	Total as a % of Total Voting rights			
		Total				
B3(e)	Any Other (specify)					
<div>Add</div> <div>Delete</div>						
1	Clearing Members	35586	0.18	0.18	35586	
2	Director or Director's Relatives	1172	0.01	0.01	1172	
3	Bodies Corporate	347476	1.72	1.72	346252	
4	LLP	6087	0.03	0.03	6087	
5	HUF	27241	0.13	0.13	27241	
6	Non-Resident Indian (NRI)	42174	0.21	0.21	42091	
7	Foreign Nationals	83	0.00	0.00	83	
8	Trusts	100	0.00	0.00	100	
9	IEPF	40398	0.20	0.20	40398	
		500317.00	2.48	2.48	499010	






## Sundaram-Clayton DCD Limited – Post-Scheme Shareholding Pattern of Non-Convertible Redeemable Preference Shareholders as on 11th February 2022


General information about company	
Scrip code	
NSE Symbol	NOTLISTED
MSEI Symbol	NOTLISTED
ISIN	
Name of the company	SUNDARAM-CLAYTON DCD LIMITED
Whether company is SME	No
Class of Security	Preference Shares
Type of report	Quarterly
Quarter Ended / Half year ended/Date of Report (For Prelisting / Allotment)	11-02-2022
Date of allotment / extinguishment (in case Capital Restructuring selected) / Listing Date	
Shareholding pattern filed under	Regulation 31 (1) (b)
Whether the listed entity is Public Sector Undertaking (PSU)?	No

## Note:

The Company has not issued any Non-Convertible Redeemable Preference Shares, hence, the requirement to provide Pre-Scheme Shareholding Pattern of Non-Convertible Redeemable Preference Shareholders is not applicable.




Sr. No.	Particular	Yes/No	Promoter and Promoter Group	Public shareholder	Non Promoter- Non Public
1	Whether the Listed Entity has issued any partly paid up shares?	No	No	No	No
2	Whether the Listed Entity has issued any Convertible Securities ?	No	No	No	No
3	Whether the Listed Entity has issued any Warrants ?	No	No	No	No
4	Whether the Listed Entity has any shares against which depository receipts are issued?	No	No	No	No
5	Whether the Listed Entity has any shares in locked-in?	No	No	No	No
6	Whether any shares held by promoters are pledge or otherwise encumbered?	No	No	Not Applicable	
7	Whether company has equity shares with differential voting rights?	No	No	No	No
8	Whether the listed entity has any significant beneficial owner?	Yes	Not Applicable		



**Table I - Summary Statement holding of specified securities**

**Note : Data will be automatically populated from shareholding pattern sheet - Data Entry Restricted in this sheet**


Category (I)	Category of shareholder (II)	Nos. Of shareholders (III)	No. of fully paid up equity shares held (IV)	No. Of Partly paid- up equity shares held (V)	No. Of shares underlying Depository Receipts (VI)	Total nos. shares held (VII) = (IV)+(V)+ (VI)
(A)	Promoter & Promoter Group	1	228474			228474
(B)	Public	15382	599491			599491
(C)	Non Promoter- Non Public					
(C1)	Shares underlying DRs					
(C2)	Shares held by Employee Trusts					
	<b>Total</b>	<b>15383</b>	<b>827965</b>			<b>827965</b>



**Table I - Summary Statement holding of specific**

**Note : Data will be automatically populated from**


Category y (I)	Category of shareholder (II)	Shareholding as a % of total no. of shares (calculated as per SCRR, 1957) (VIII) As a % of (A+B+C2)	Number of Voting Rights held in each class of securities (IX)			
			No of Voting (XIV) Rights			Total as a % of (A+B+C)
			Class eg: X	Class eg:y	Total	
(A)	Promoter & Promoter Group	27.59	2,28,474.00		228474.00	27.64
(B)	Public	72.41	598117.00		598117.00	72.36
(C)	Non Promoter- Non Public					
(C1)	Shares underlying DRs					
(C2)	Shares held by Employee Trusts					
	<b>Total</b>	<b>100</b>	<b>826591.00</b>		<b>826591.00</b>	<b>100.00</b>



**Table I - Summary Statement holding of specific**

**Note : Data will be automatically populated from**


Category (I)	Category of shareholder (II)	No. Of Shares Underlying Outstanding convertible securities (X)	No. of Shares Underlying Outstanding Warrants (Xi)	No. Of Shares Underlying Outstanding convertible securities and No. Of Warrants (Xi) (a)	Shareholding , as a % assuming full conversion of convertible securities ( as a percentage of diluted share capital) (XI)= (VII)+(X) As a % of (A+B+C2)
(A)	Promoter & Promoter Group				27.59
(B)	Public				72.41
(C)	Non Promoter- Non Public				
(C1)	Shares underlying DRs				
(C2)	Shares held by Employee Trusts				
	<b>Total</b>				<b>100</b>




**Table I – Summary Statement holding of specific**

**Note : Data will be automatically populated from**


Category (I)	Category of shareholder (II)	Number of Locked in shares (XII)		Number of Shares pledged or otherwise encumbered (XIII)		Number of equity shares held in dematerialized form (XIV)
		No. (a)	As a % of total Shares held (b)	No. (a)	As a % of total Shares held (b)	
(A)	Promoter & Promoter Group			0	0.00	228474
(B)	Public					586596
(C)	Non Promoter- Non Public					
(C1)	Shares underlying DRs					
(C2)	Shares held by Employee Trusts					
	<b>Total</b>			0	0.00	815070



Sr.	Category & Name of the Shareholders (I)	Nos. Of shareholders (III)	No. of fully paid up equity shares held (IV)	No. Of Partly paid-up equity shares held (V)	No. Of shares underlying Depository Receipts (VI)	Total nos. shares held (VII) = (IV)+(V)+ (VI)	Shareholding as a % of total no. of shares (calculated as per SCRR, 1957) (VIII) As a % of (A+B+C2)	Number of Voting Rights held in each class of securities(IX)				No. Of Shares Underlying Outstanding convertible securities (X)	No. of Shares Underlying Outstanding Warrants (XI)	No. Of Shares Underlying Outstanding convertible securities and No. Of Warrants (Xi) (a)	Shareholding , as a % assuming full conversion of convertible securities ( as a percentage of diluted share capital) (XI)= (VII)+(X) As a % of (A+B+C2)	Number of Locked in shares (XII)		Number of Shares pledged or otherwise encumbered (XIII)		Number of equity shares held in dematerialized form (XIV)
								No of Voting (XIV)Rights			Total as a % of Total Voting rights					No. (a)	As a % of total Shares held (b)	No. (a)	As a % of total Shares held (b)	
								Class eg: X	Class eg:Y	Total										
A	Table II - Statement showing shareholding pattern of the Promoter and Promoter Group																			
(1)	Indian																			
(a)	Individuals/Hindu undivided Family																			
(b)	Central Government/ State Government(s)																			
(c)	Financial Institutions/ Banks																			
(d)	Any Other (specify)	1	228474			228474	27.59	228474.00		228474	27.64				27.59			0	0.00	228474
	Sub-Total (A)(1)	1	228474			228474	27.59	228474.00		228474	27.64				27.59			0	0.00	228474
(2)	Foreign																			
(a)	Individuals (NonResident Individuals/ Foreign Individuals)																			
(b)	Government																			
(c)	Institutions																			
(d)	Foreign Portfolio Investor																			
(e)	Any Other (specify)																			
	Sub-Total (A)(2)																			
	Total Shareholding of Promoter and Promoter Group (A)=(A)(1)+(A)(2)	1	228474			228474	27.59	228474.00		228474	27.64				27.59			0	0.00	228474
	Details of Shares which remain unclaimed for Promoter & Promoter Group																			
B	Table III - Statement showing shareholding pattern of the Public shareholder Note : Kindly show details of shareholders having more than one percentage of total no of shares. Please refer software manual.																			
(1)	Institutions																			
(a)	Mutual Funds	5	289571			289571	34.97	289571		289571	35.03				34.97					289571
(b)	Venture Capital Funds																			
(c)	Alternate Investment Funds	2	3213			3213	0.39	3213		3213	0.39				0.39					3213
(d)	Foreign Venture Capital Investors																			
(e)	Foreign Portfolio Investors	48	26873			26873	3.25	26873		26873	3.25				3.25					26873
(f)	Financial Institutions/ Banks																			0
(g)	Insurance Companies	1	38661			38661	4.67	38661		38661	4.68				4.67					38661
(h)	Provident Funds/ Pension Funds																			
(i)	Any Other (specify)																			
	Sub-Total (B)(1)	56	358318			358318	43.28	358318.00		358318	43.35				43.28					358318
(2)	Central Government/ State Government(s)/ President of India																			
	Sub-Total (B)(2)																			
(3)	Non-Institutions																			
(a)(i)	Individuals - i. Individual shareholders holding nominal share capital up to Rs. 2 lakhs.																			0
(a)(ii)	Individuals - ii. Individual shareholders holding nominal share capital in excess of Rs. 2 lakhs.	14552	183130			183130	22.12	181756		181756	21.99				22.12					171800
(b)	NBFCs registered with RBI	1	6			6	0.00	6		6	0.00				0.00					6
(c)	Employee Trusts																			
(d)	Overseas Depositories (holding DRs) (balancing figure)																			
(e)	Any Other (specify)	773	58037			58037	7.01	58037		58037	7.02				7.01					56472
	Sub-Total (B)(3)	15326	241173			241173	29.13	239799.00		239799	29.01				29.13					228278
	Total Public Shareholding (B)=(B)(1)+(B)(2)+(B)(3)	15382	599491			599491	72.41	598117.00		598117	72.36				72.41					586596
	Details of the shareholders acting as persons in Concert for Public																			
	Details of Shares which remain unclaimed for Public																			
C	Table IV - Statement showing shareholding pattern of the Non Promoter- Non Public shareholder																			
(1)	Custodian/DR Holder - Name of DR Holders (If Available)																			
(2)	Employee Benefit Trust (under SEBI (Share based Employee Benefit) Regulations, 2014)																			
	Total NonPromoter- Non Public Shareholding (C)= (C)(1)+(C)(2)																			
	Total ( A+B+C2 )	15383	827965			827965	100.00	826591.00		826591	100.00				100.00					815070
	Total (A+B+C)	15383	827965			827965	100.00	826591.00		826591	100.00				100.00			0	0.00	815070




Serial No.	Category	Name of the Shareholders (I)	PAN (II)	No. of the Shareholders (I)	No. of fully paid up equity shares held (IV)	Total nos. shares held (VII) = (IV)+(V)+(VI)
A1(d)	Any Other (specify)					
<div>Add</div> <div>Delete</div>						
1	Bodies Corporate	SUNDARAM FINANCE HOLDINGS LIMITED		1	228474	228474
<a href="#">Click here to go back</a>				<u>Total</u>	1	228474







Searial No.	Category	Name of the Shareholders (I)	Shareholding as a % of total no. of shares (calculated as per SCRR, 1957) (VIII) As a % of (A+B+C2)	Number of Voting Rights held in each class of securities		
				No of Voting (XIV) Rights		Total as a % of Total Voting rights
				Class eg: X	Total	
A1(d)	Any Other (specify)					
<div>AddDelete</div>						
1	Bodies Corporate	SUNDARAM FINANCE HOLDINGS LIMITED	27.59	228474.00	228474.00	27.64
Click here to go back			27.59	228474.00	228474.00	27.64




Searial No.	Category	Name of the Shareholders (I)	No. Of Shares Underlying Outstanding convertible securities and No. Of Warrants (Xi) (a)	Shareholding , as a % assuming full conversion of convertible securities (as a percentage of diluted share capital) (XI)= (VII)+(X) As a % of	Number of equity shares held in dematerialized form (XIV)
A1(d)	Any Other (specify)				
<div>Add</div> <div>Delete</div>					
1	Bodies Corporate	SUNDARAM FINANCE HOLDINGS LIMITED		27.59	228474
<a href="#">Click here to go back</a>				27.59	228474




Serial No.	Category	Name of the Shareholders (I)	Reason for not providing PAN	Shareholder type
A1(d)	Any Other (specify)			
<div>Add</div> <div>Delete</div>				
1	Bodies Corporate	SUNDARAM FINANCE HOLDINGS LIMITED		Promoter
<a href="#">Click here to go back</a>				




Searial No.	Name of the Shareholders (I)	PAN (II)	No. of fully paid up equity shares held (IV)	Total nos. shares held (VII) = (IV)+(V)+(VI)	Shareholding as a % of total no. of shares (calculated as per SCRR, 1957) (VIII) As a % of (A+B+C2)	Number of Voting Rights held in each class (IX)	
						No of Voting (XIV) Rights	
						Class eg: X	Total
B1(a)	Mutual Funds						
<div><div>Add</div><div>Delete</div></div> <div>Disclosure of shareholder holding more than 1% of total number of shares</div>							
1	ICICI PRUDENTIAL VALUE DISCOVERY FUND		74797	74797	9.03	74796.68	74796.68
2	ADITYA BIRLA SUN LIFE TRUSTEE PRIVATE LIM		110229	110229	13.31	110229.12	110229.12
3	NIPPON LIFE INDIA TRUSTEE LTD-A/C NIPPO		37310	37310	4.51	37309.89	37309.89
4	SUNDARAM MUTUAL FUND A/C SUNDARAM		33594	33594	4.06	33593.60	33593.60
5	SBI LONG TERM EQUITY FUND		33642	33642	4.06	33641.97	33641.97
<a href="#">Click here to go back</a>			Total	289571	289572	34.97	289571.00




Searial No.	Name of the Shareholders (I)	PAN (II)	of securities	Shareholding , as a % assuming full conversion of convertible securities (as a percentage of diluted share capital) (XI)= (VII)+(X) As a % of (A+B+C2)	Number of equity shares held in dematerialized form (XIV)	Reason for not providing PAN
			Total as a % of Total Voting rights			
B1(a)	Mutual Funds					
<div><div>Add</div><div>Delete</div></div> <div>Disclosure of sha</div>						
1	ICICI PRUDENTIAL VALUE DISCOVERY FUND		9.05	9.03	74797	
2	ADITYA BIRLA SUN LIFE TRUSTEE PRIVATE LIM		13.34	13.31	110229	
3	NIPPON LIFE INDIA TRUSTEE LTD-A/C NIPPO		4.51	4.51	37310	
4	SUNDARAM MUTUAL FUND A/C SUNDARAM		4.06	4.06	33594	
5	SBI LONG TERM EQUITY FUND		4.07	4.06	33642	
<a href="#">Click here to go back</a>		Total	35.03	34.97	289571	




Searial No.	Name of the Shareholders (I)	PAN (II)	No. of fully paid up equity shares held (IV)	Total nos. shares held (VII) = (IV)+(V)+ (VI)	Shareholding as a % of total no. of shares (calculated as per SCRR, 1957) (VIII) As a % of (A+B+C2)	Number of Voting Rights held in each class (IX)	
						No of Voting (XIV) Rights	
						Class eg: X	Total
B1(g)	Insurance Companies						
<div><div>Add</div><div>Delete</div></div> <div>Disclosure of shareholder holding more than 1% of total number of shares</div>							
1	ICICI PRUDENTIAL LIFE INSURANCE COMPAN		38661	38661	4.67	38661.00	38661.00
<a href="#">Click here to go back</a>		Total	38661	38661	4.67	38661.00	38661.00



Searial No.	Name of the Shareholders (I)	of securities	Shareholding , as a % assuming full conversion of convertible securities (as a percentage of diluted share capital) (XI)= (VII)+(X) As a % of (A+B+C2)	Number of equity shares held in dematerialized form (XIV)	Reason for not providing PAN
		Total as a % of Total Voting rights			
B1(g)	Insurance Companies				
<div>AddDelete</div>					
1	ICICI PRUDENTIAL LIFE INSURANCE COMPAN	4.68	4.67	38661	
<a href="#">Click here to go back</a>		4.68	4.67	38661	




Searial No.	Category	Category / More than 1 percentage	Name of the Shareholders (I)
B3(e)	Any Other (specify)		
<div>Add</div> <div>Delete</div>			
1	Clearing Members	Category	
2	Director or Director's Relatives	Category	
3	Bodies Corporate	Category	
4	LLP	Category	
5	HUF	Category	
6	Non-Resident Indian (NRI)	Category	
7	Foreign Nationals	Category	
8	Trusts	Category	
9	IEPF	Category	
<a href="#">Click here to go back</a>			





Searial No.	Category	PAN (II)	No. of the Shareholders (I)	No. of fully paid up equity shares held (IV)	Total nos. shares held (VII) = (IV)+(V)+(VI)	Shareholding as a % of total no. of shares (calculated as per SCRR, 1957) (VIII) As a % of (A+B+C2)	Number of Vo
							No of Vo
							Rig Class eg: X
B3(e)	Any Other (specify)						
<div>AddDelete</div>							
1	Clearing Members		49	4128	4128	0.50	4128
2	Director or Director's Relatives		5	136	136	0.02	136
3	Bodies Corporate		139	40307	40307	4.87	40307
4	LLP		15	706	706	0.09	706
5	HUF		212	3160	3160	0.38	3160
6	Non-Resident Indian (NRI)		350	4892	4892	0.59	4892
7	Foreign Nationals		1	10	10	0.00	10
8	Trusts		1	12	12	0.00	12
9	IEPF		1	4686	4686	0.57	4686
Total			773	58037	58037	7.02	58037.00



Searial No.	Category	Voting Rights held in each class of securities		Shareholding , as a % assuming full conversion of convertible securities (as a percentage of diluted share capital) (XI)= (VII)+(X) As a % of (A+B+C2)	Number of equity shares held in dematerialized form (XIV)	Reason for not providing PAN
		Voting (XIV) rights	Total as a % of Total Voting rights			
		Total				
B3(e)	Any Other (specify)					
<div>Add</div> <div>Delete</div>						
1	Clearing Members	4128	0.50	0.50	3388	
2	Director or Director's Relatives	136	0.02	0.02	136	
3	Bodies Corporate	40307	4.88	4.87	40162	
4	LLP	706	0.09	0.09	54	
5	HUF	3160	0.38	0.38	3151	
6	Non-Resident Indian (NRI)	4892	0.59	0.59	4873	
7	Foreign Nationals	10	0.00	0.00	10	
8	Trusts	12	0.00	0.00	12	
9	IEPF	4686	0.57	0.57	4686	
		58037.00	7.03	7.02	56472	

